

www.SteelMarketplace.com

AUGUST 2024 • Vol. 31 No. 08

STEEL[®]

MARKETPLACE

CONNECTING BUYERS & SELLERS IN THE FABRICATION AND METAL WORKING INDUSTRY

introducing the

iLASER

M - series




Fiber Lasers Starting from
\$134,000 (2kW)
\$186,000 (6kW)



mvdcanada.com



Canada's Premier Online Welding Supply Shop!

 Canadian owned and operated.

WE OFFER THE MOST ITEMS OF ANY CANADIAN ONLINE WELDING SUPPLY SITE.

| | | | | | | | | |
|--------------------|---------------------|--------|-----------|---------|---------------|----------|----------|---------|
| Wires & Electrodes | Welders Accessories | Safety | Abrasives | Helmets | Gas Apparatus | Machines | Shop All | Rebates |
|--------------------|---------------------|--------|-----------|---------|---------------|----------|----------|---------|



PROMO CODE: Use SM5 for 5% Off

www.WeldersHelper.com

“THE MITSUBISHI LASER IS OUR *WORKHORSE* AT OLYMPIC STEEL”

Si Cha
Olympic Steel

Plant Manager
Fabrication Division
Buford, Georgia




Scan to learn more



With the latest in artificial intelligence (AI) and gas reduction technology, the new GX-F ADVANCED Series of two-dimensional fiber lasers delivers more power while using less nitrogen.

Artificial intelligence is a branch of computer science that automates intelligent behavior and machine learning. This means the machine itself can learn from data and adjust performance without human intervention.



Visit us at
FABTECH
BOOTH # S17034
OCTOBER 15-17, 2024
ORLANDO, FL

For more info, visit mcmachinery.com

 **MITSUBISHI LASER**



STANDARD SLAGHOG®
For Lasers Up To 12kW
(Min Slat Spacing 1.75")

SLAGHOG® HD
For Lasers Over 12kW
(Min Slat Spacing 1.75")

NARROW SLAGHOG®
For Lasers Up To 12kW
(Min Slat Spacing 1.25")



SLAT SHIELD PLUS



RHINO HAMMER

SLAGHOG™ efficiently removes slag from your **CO2** or **Fiber Laser** slats.

It increases the life of your slats, reduces down-time due to slat change out and helps maximize actual production time. It works great on steel or copper slats. A standard laser table can typically be cleaned in about **10 minutes** by a single operator. Call for more information.



1.866.995.9910



Fabricating Machinery Solutions Inc.

www.fmscanada.ca

FMS is the exclusive Canadian distributor of the Slag Hog slat cleaner.

MACHINERY

LISTING CONTACT:

SM - STEVENS MACHINERY, TORONTO (REXDALE), ON., PH: 866-798-3611
SALIT STEEL - SALIT STEEL, NIAGARA FALLS, ON., PH: 800-263-7110

WM - WESTWAY MACHINERY, MISSISSAUGA, ON., PH: 905-803-9999
EMP- EMPIRE MACHINERY, WINNIPEG, MB., PH: 800-665-8089

BRAKES MANUAL

| | | |
|---------------|--|-----|
| 3' x 16ga. | Brown Boggs, Box & Pan Brake, 163-B, c/w bench, Pre-owned WM | WM |
| 4' x 22ga. | TENNSMITH, Bench Brake, new, stock | WM |
| 4' x 22 ga. | ENNSMITH, Box and pan brake - new, stock | WM |
| 4' x 16 ga. | TENNSMITH, Bench Brake - new, stock | WM |
| 4' x 16 ga. | TENNSMITH, Box & Pan Brake, - new, stock | WM |
| 4' x 12 ga. | TENNSMITH, Box & Pan Brake, new, stock | WM |
| 6' x 16 ga. | TENNSMITH, Box and Pan Brake, new, stock | WM |
| 6' x 12 ga. | SAMPSON, Box & Pan Brake, LD612U, new, stock | WM |
| 6 Ft x 14 ga. | D & K (CHICAGO), Used Box & Pan Brake, All 16 Fingers | SM |
| 8' x 18 ga. | TENNSMITH, Used Hand Brake, Made In USA - Ready To Go! | SM |
| 8' x 16 ga. | SAMPSON, New Hand Brake, Heavy Duty, In Stock! | SM |
| 8' x 16 ga. | TENNSMITH - Apron Brake, new, stock | WM |
| 8' x 16 ga. | TIN KNOCKER TK 816 Handbrake | EMP |
| 8' x 16 ga. | WHITCO, Used Hand Brake, Made in USA | SM |
| 8' x 12 ga. | EMPRO-Model V-812-6, Manual Box & Pan Brake - STOCK | EMP |
| 8' x 12 ga. | SAMPSON, Apron Brake, new, stock | WM |
| 8' x 12 ga. | SAMPSON, Hydraulic, Box & Pan Brake, New | WM |
| 10' x 18 ga. | TENNSMITH, Apron Brake New, stock | WM |
| 10' x 18 ga. | TENNSMITH - TENNSMITH, Used, Ready To Go - In Stock | WM |
| 10' x 16 ga. | SAMPSON, New Hand Brake, Heavy Duty, In Stock! | SM |
| 10' x 16 ga. | NATIONAL, New Hand Brake, 100% USA MADE | SM |
| 10' x 16 ga. | NATIONAL,, ROPER WHITNEY, Used Hand Brake, In Stock | SM |
| 10' x 16 ga. | TENNSMITH, New Hand Brake, 100% USA MADE - Stock | SM |
| 10' x 16 ga. | TENNSMITH, Used Hand Brake, USA Made - In Stock | SM |
| 10' x 16 ga. | SAMPSON, Apron Brake- Pre-owned | WM |

BRAKES MANUAL

| | | |
|--------------|---|-----|
| 10' x 16 ga. | TIN KNOCKER Floor Model Brakes | EMP |
| 10' x 16 ga. | MAX-F 10' x 16 GA CNC Folder -Call - IN STOCK | EMP |
| 10' x 14 ga. | EMPRO Model V-1014-6, Manual Box & Pan Brake | EMP |
| 10' x 14 ga. | ROPER WHITNEY - Pre-owned AB1014, CNC Folder | EMP |

COIL HANDLING & FEEDING

| | | |
|-----------|--|-----|
| UNCOILER | DURANT, 600 Lb, Manual, 10" Wide x 44" OD, 3 Keeper Arms, Manual Expansion | SM |
| UNCOILER | Littell Double Sided Stock Reel, 300 Lbs Each Side, 6.5" Wide x 46" OD, Manual, Keeper Arms | SM |
| UNCOILER | LITTELL, 1400 Lb Capacity, 7-1/2" Width, 34" OD, Keeper Arms, 208/230/460 Volt Motor | SM |
| UNCOILER | COLT, 2,500 lbs x 10" Wide x 40" OD Coil, Keeper Arms, 1 Hp DC Motor, Variable Speed, 110 V | SM |
| UNCOILER | AMERICAN STEEL, 2,500 lbs x 18" Wide x 48" OD Coil, Keeper Arms, Drag Brake, Manual | SM |
| UNCOILER | K. VOGEL 4000 lbs x 18" Wide x 48" OD Coil, Keeper Arms, 1 Hp DC Motor, Var. Speed, 550 Volt | SM |
| UNCOILER | LITTELL, 2,500 lbs x 18" Wide x 54" OD Coil, Keeper Arms, Drag Brake, Manual Expansion | SM |
| Rapid Air | Feeds in Stock, RAPIDAIR, 2"- 12" wide, New | WM |
| | Motorized Uncoiler, Pre-owned | EMP |

DEBURRING & FINISHING MACHINES

| | | |
|---------------------------|---|-----|
| BURRMASTER | Tube End Deburring Machines, Single & Double End, High Speed, NEW & USED | SM |
| WEBER | Deburring Machine, PT-1350 DP(6), Abrasive Belt / Planetary Brush, Vacuum Bed, 600 Volt | SM |
| WEBER | Deburring Machine, PT-1350 DR 2, Abrasive Belt / Rotary Brushes, Vacuum Bed, 600 V | SM |
| WET DUST COLLECTOR UNITS, | USED, 3,000 & 5,000 CFM, Stainless Steel, 7-1/2 Hp & 10 Hp, | SM |
| SOCO | Tube End Chamfering, 4" cap., new, stock | WM |
| TIMESAVERS | 37" Model 2111-13-00, Single head, wet, 2005, Pre-owned | WM |
| APEX | 37" EZ Sander, IN STOCK | EMP |
| APEX | 37" 2 Station Wide Belt / Disc Deburring / Finishing Machine - Stock | EMP |
| FEIN | STOCK - GX75 2H Belt Grinder | EMP |

YOUR SINGLE SOURCE FOR FABRICATION MACHINERY SOLUTIONS



FIBER LASER SYSTEM **CY2D LM/RP3015**

FIBER LASER SYSTEM **CY2D S3015**



- Compact **Modern Design**
- **Various machine/table sizes available**
- Programmable Laser Beam shape
- Unique options such as **Bevel cutting and Fastmark**
- Fiber power generator from **1kw to 20kw plus**
- **Cy laser designed EVO cutting head and nozzle changer**
- **VERY HIGH MACHINE UPTIME**
- **Excellent cut quality**
- **Italian Built Machine tool**
- **VEGA & VORTEX cutting technology**
- Very high **Durability and low maintenance Cost**
- **Excellent Warranty & Local Service Available**



CY LASER ADVANCED AUTOMATION



ACCU-KUT CNC PLASMA CUTTER

AKS DURAKUT GANTRY PLASMA

- Modular, unitized and fully-welded frame design
- Highest accuracy, rigidity, and stability available
- Dual Plasma system available
- Optional tube-kut
- water or downdraft table
- Latest Hypertherm XPR or HPR technology
- **“self cleaning” table option**
- **Pull out tray option**
- **aks digital camera option**

- Gantry style machine for heavier applications (up to 22' wide and 200' long)
- robo-kut bevel head available
- Optional Oxy Torch cutting (multiple torches)
- Latest Hypertherm “SecureCut™” technology
- **“self cleaning” table option**
- **aks digital camera option**

ASK US ABOUT OUR COMPLETE LINE OF MAINTENANCE & CONSUMABLE PRODUCTS

1.866.995.9910



WWW.FMSCANADA.CA

DRILLS & GRINDERS

| | | | |
|--|--|-----|--------|
| EMPRO | Z5030, 1.5" Gear Head Drill Press - IN STOCK | EMP | 5 ton |
| EMPRO | DM5040, 1.5" Gear Head Drill Press - IN STOCK | EMP | 8 ton |
| EMPRO | Z5032, 1.5" Variable Speed Drill Press - DEMO - IN STOCK | EMP | 8 ton |
| BUFFALO | Floor Model Drill, # 18, # 3 MT, 1" Capacity, 12" x 12" Table, 1/2 Hp, 110 Volt | SM | 8 ton |
| BUFFALO | Floor Model Drill, # 18, # 3 MT, 1" Capacity, 14" x 14" Table, 1.5 Hp, 550 Volt | SM | 10 ton |
| ERLO | Geared-Head, # 3 MT, TC-30, 1-3/16" Capacity, 16.5" x 15.75" Table, 2 Hp, 575 Volt | SM | 12 ton |
| SOLBERGA | Geared-Head, # 4 MT, 5/8" Chuck & Arbor, Power Down Feed, 2 Speed Motor, 550 V | SM | 20 ton |
| 6" x 18" | CHEVALIER, Manual Feeds, 10" Long, 7" Cross, Dust Collector Unit, 2 Hp, 575 Volt | SM | 22 ton |
| 6" x 18" | EQUIPTOP, Manual Feeds, 19" Long, & 7" Cross Travel, 1-1/2 Hp, 575 Volt | SM | 28 ton |
| 6" x 78" | HM, Model TAS 150, Angle, Belt, 5HP, 550V | SM | 30 ton |
| DOWNDRAFT TABLE, 3' X 6', SOURCECETC, SCT-36, 4,252 cfm, steel grates, water trays, 7.5 hp, 575 Volt | | SM | 30 ton |
| ERLO DRILL 1-1/8", TCA 32, Automatic Down feed, Pre-owned | | WM | 30 ton |

FEEDER, ELECTRONIC ROLL TYPE

| | | | |
|-------------|---|----|--|
| 10' x 1/8" | RAS CNC Folder, Model 73.30 FlexiBend, 2008, Pre-owned | WM | |
| 10' x 16 Ga | RAS CNC Up/down folder, XL Center, Model 63.30, 2017, Pre-owned | WM | |

FOLDING MACHINES

| | | | |
|---|----|--|--|
| 12" X 0.125" MECON Servo Feed, # 250F12, c/w pull thru straightener & floor base, Pre-owned | WM | | |
| 12" X 0.150" MECON Servo Feed, # 325F12 c/w pull thru straightener, floor base, Pre-owned | WM | | |

IRON WORKERS

| | | | |
|---------|---|-----|--|
| 38 ton | FABMASTER, Punch, 12" throat, New, 575/3/60 | WM | |
| 55 ton | FABMASTER, 4" angle, 12" flat, 1-1/4" bar, New, In Stock | WM | |
| 60 ton | FABMASTER, Punch, 12" throat, New, Stock | WM | |
| 60 Ton | Marvel 60 Ton, Model MSIW60D - IN STOCK | EMP | |
| 66 ton | FABMASTER, 4" angle, 14" flat, 1-1/2" bar, brake, New, Stock | WM | |
| 66 ton | FABMASTER, 5" angle, 14" flat, 1-1/2" bar, New, Stock | WM | |
| 88 ton | FABMASTER, 6" angle, 18" flat, 1-3/4" bar, New, Stock | WM | |
| 88 ton | FABMASTER Punch, 20" throat, New, Stock | WM | |
| 110 ton | FABMASTER, 6" angle, 24" flat, 1-3/4" bar, New, Stock | WM | |
| 135 ton | FABMASTER, 6" angle, 24" flat, 2" bar, New | WM | |
| 180 ton | FABMASTER, 8" angle, 30" flat, 2-1/4" bar, New, Stock | WM | |
| 180 ton | Durma Ironworker, Model 165/300, 8" x 8" x 5/8" Angle, 29" x 3/4" Flat shear, 2013, Pre-owned | WM | |

LASERS

| | | | |
|-----------|---|-----|--|
| EMPRO | 5' x 10' HVAC Plasma Cutting Table c/w Shop Data Software | EMP | |
| MACHITECH | Silver Cut Plasma Tables | EMP | |
| ESAB | SGX3000 with 200I Plasma Source - Gantry & Control | EMP | |

NOTCHERS

| | | | |
|---|-----|--|--|
| CORNER NOTCHING DIES - Various Sizes and Capacities in stock | SM | | |
| DIACRO, 16 GAUGE X 6" X 6" - DIACRO, Manual Notcher, on stand | SM | | |
| HACO Pre-owned 1/4" 90 Degree Fixed Angle Hydraulic Notcher | EMP | | |
| RMD-BAILEIGH 3" Tube Notcher, TN800 | WM | | |
| PROMECAM Variable Angle Notcher, Versa 206, 8" x 8" x 6mm Cap., Pre-owned | WM | | |

PLASMA TABLES

| | | | |
|-----------|--|-----|--|
| EMPRO | STOCK - 10 Ga 90 Degree Fixed Angle Hydraulic Notcher | EMP | |
| MACHITECH | STOCK - Machitech Silver Cut Plasma Tables c/w Pmax 65 | EMP | |
| EBF | Pre-owned 6' x 12' Plasma Table with XPR 300 Plasma Source | EMP | |
| 5 X10 | Multicam, Plasma 3000, Hypertherm XPR 300, with water table, new 2020, Pre-owned | WM | |

PRESSES

| | | | |
|-----------|---|----|--|
| 1/2 ton | EMG (NEW), Manual Impact Press, 1" Stroke, 0.008" Impact Stroke | SM | |
| 1-1/2 ton | EMG (NEW), Manual Toggle Press, 2.4" Stroke, 9.85" Shut Height | SM | |
| 2 ton | AZIMUTH, OBI, Bench Model, 1" St, 4-5/8" SH, Mechanical, 1/3 Hp, 110 Volt | SM | |
| 3 ton | MANUAL ARBOR PRESS, 5-1/2" Thrt 12-1/2" Open Height, On Stand | SM | |
| 3 1/2 ton | ALCECO, OBI, 1-1/4" St, 5-3/4" SH, Bench Model, 1/4 Hp, 110 Volt | SM | |
| 4 ton | ALCECO, OBI, 1-1/4" St, 5-3/4" SH, 1/3 Hp, Bench Model, 1/2Hp, 110 Volt | SM | |
| 4 ton | ALCECO, OBI, 1-1/4" St, 9-3/8" SH, 4" Throat, Mech. Clutch, Bench Model, 1/3 Hp, 110 Volt | SM | |
| 4 ton | ALCECO, OBI, 1-1/4" St, 9-3/8" SH, 12-1/4" SH, 4" Throat, Mech. Clutch, Bench Model, 1/3 Hp, 110 Volt | SM | |
| 4 ton | ALCECO, OBI, 1-1/4" St, 5-3/4" SH, 4" Throat, Floor Model, Air Act. Mech. Clutch, 1/3 Hp, 110 Volt | SM | |
| 4 ton | ALCECO, OBI, 4-8DT, 8" Throat, 1-1/4" St, Mech Clutch, 1/3 Hp, 208/230/460 Volt | SM | |
| 4 ton | ALCECO, OBI, 4-12DT, 1-1/4" St, 5-3/4" SH, 12" Throat, Mech. Clutch, On Bench, 1/3 Hp Motor | SM | |
| 5 ton | WHITNEY JENSEN, Kick Press, 24" Deep Throat, Floor Model | SM | |
| 5 ton | BENCHMASTER, OBI, 152E, 1-1/4" St, 6-1/4" SH, Air Act. Mech. Clutch, Palms, 1/2 Hp, 110 Volt | SM | |
| 5 ton | MWV, OBI, 1-1/4" St, 6" SH, 7" x 10" Bed, Mech. Clutch, Mech. Foot Treadle, 1/2 Hp, 110 Volt | SM | |

PRESSES

| | | | |
|--|----|--|--|
| ALCECO, OBI, 1-1/4" St, 6-5/8" SH, Mech. Clutch, Mech. Foot Treadle, 1/2 Hp, 110 Volt | SM | | |
| ALVA ALLEN, OBI, 1-1/2" St, 7" SH, Mech Clutch, Floor Standing, 1/2 Hp, 110 Volt | SM | | |
| ALVA ALLEN, OBI, 2-3/4" St, 8-3/4" SH, 10" Deep Throat, Floor Standing, 3/4 Hp, 550 Volt | SM | | |
| ALCECO, OBI, 1-1/2" St, 6" SH, Mech Clutch, Mounted On Steel Bench, 1 Hp, 550 Volt | SM | | |
| ALCECO, OBI, 12" Deep Throat, 1-3/4" St, 6-3/4" SH, Mech. Clutch, 1 Hp, 550 Volt | SM | | |
| ALVA ALLEN, OBI, 1-3/4" St, 8" SH, Mech Clutch, Floor Standing, 3/4 Hp, 550 Volt | SM | | |
| BLOW, OBI, 2" St, 7-3/4" SH, Mech. Clutch, 1 Hp, 550 Volt | SM | | |
| NIAGARA, OBI, 2" St, 8-3/4" SH, Air Act. Mech Clutch, Palms, Foot Pedal | SM | | |
| BROWN BOGGS, OBI, 2-1/2" St, 6-3/4" SH, Air Act Mech Clutch, 2 Hp, 550 Volt | SM | | |
| BROWN BOGGS, OBI, 2-1/2" St, 9" SH Over Bed, Mechanical Clutch, 2 Hp, 550 Volt | SM | | |
| BROWN BOGGS, OBI, 2-1/2" St, 6-3/4" SH, Air Act Mech Clutch, 2 Hp, 550 Volt | SM | | |
| BROWN BOGGS, OBI, 6" St, 9-3/4" SH, Air Act Mech Clutch, 3 Hp, 550 Volt | SM | | |
| PERKINS, OBI, 2" St, 10" SH, Air Act. Mech Clutch, Foot Pedal, 3 Hp, 460/3/60 Volt | SM | | |
| BROWN BOGGS, OBI, 2-1/2" St, 10-1/4" SH, Mech. Clutch, 3 Hp, 550 Volt | SM | | |
| ALCECO, OBI, 3" St, 10" SH, 28" x 18" Bed, Mech. Clutch, 3 Hp, 550 Volt | SM | | |
| BROWN BOGGS, 17.5 LJA, 5" str. Air clutch, light curtains, 86 SPM, Pre-owned | WM | | |
| SEYI SN1-66S, new | WM | | |
| SEYI SN1-121, new | WM | | |

PRESS BRAKES

| | | | |
|--|--|-----|--|
| ELECTRIC CNC PRESS BRAKE (NEW) - COASTONE (MADE IN FINLAND SINCE 2004), NEW | SM | | |
| ELECTRIC CNC 2 D GRAPHIC CONTROLS, 34" X 25 TON TO 13 FT X 165 TON, 3 AXIS TO 7 | | | |
| AXIS LASER GUARDS, SERVO DRIVE BALL SCREWS TO RAM WITH ENCODERS, CNC | | | |
| TRAIN CROWNING (STANDARD ON ALL MACHINES OVER 6 FT, 550 VOLT, PSR READY, | | | |
| TRAINING & INSTALLATION | | | |
| BOLSTER For Press Brake - 12' L x 2-1/2" H x 3" W, 1/2" Top Slot c/w Grub screws, Tang On Bottom | SM | | |
| 40 ton x 4' | MITSUBISHI, Servo Electric Press Brake | EMP | |
| 60 ton x 6' | ACCURPRESS, Model 7606, ETS 3000 control, Pre-owned | WM | |
| 65 ton x 8' | PIRANHA- ALLSTEEL, Hydraulic, machined for Angles, Pre-owned | WM | |
| 140 ton x 8' | Wysong, 7 axis CNC, Pre-owned | WM | |
| 148 ton x 10' | EMPRO Hydraulic Press Brake | EMP | |
| 110 ton x 10' | SAFAN E-Brake, new in stock | WM | |
| 110 ton x 10' | DURMA, Pre-owned 8' x 110 Ton Hydraulic Press Brake | EMP | |
| 132 ton x 10' | BAYKAL, 5 axis +crowning, tooling, safety lights, stock | WM | |
| 140 ton x 10' | SAFAN E-BRAKE ULTRA, New, In Stock | WM | |
| 150 ton x 10' | HACO, PPM 30135, 3 Axis, ATL 500 control, Pre-owned | WM | |
| 176 ton x 10' | BAYKAL, 7-axis+ crowning, tooling, safety lights, stock | WM | |
| 176 ton x 12' | BAYKAL, 5 axis+ crowning, tooling, safety laser beams, stock | WM | |
| 220 ton x 12' | SAFAN E-BRAKE, new in stock | WM | |
| 242 ton x 12' | DURMA, Pre-owned, Hydraulic Press Brake | EMP | |
| 242 ton x 14' | SALVAGNINI Pre-owned 14' x 242 Ton Hydralic | EMP | |

PUNCHING MACHINES

| | | | |
|---|----|--|--|
| C" PUNCHES, STRIPPIT & UNIPUNCH- All Sizes - Over 100 - boxes of punches & dies - all sizes | SM | | |
| CLINCHING TOOL, NORLOK, Flange Watson, Portable, Air/Oil Booster Unit, 2 Pieces of 14 Gauge, 110 Volt | SM | | |
| ROTEX, 8 ton, 18 Stations, Manual Turret Punch, #18C-2.25, 26" Throat, All Punches & Dies, | SM | | |

ROLLS - ANGLE, PLATE & TUBE

| | | | |
|--------------|---|-----|--|
| 1.5" x 3/16" | SAHINLER, Angle Roll, PK-30, New | WM | |
| 2" x 1/4" | SAHINLER, Angle Roll, HPK-35, new | WM | |
| 2" x 1/4" | SAHINLER, Angle Roll, HPK-50, new | WM | |
| 2" x 1/4" | SAHINLER Angle Roll, HPK-65 | WM | |
| 3" x 1/4" | SAHINLER Angle Roll, HPK-80 | WM | |
| 4" x 3/8" | SAHINLER Angle Roll, HPK-100 | WM | |
| 60" x 14ga | EMPRO, STOCK - 60" x 14 GA, Powered Slip Roller - R-0520H | EMP | |
| 60" x 10ga | EMPRO, STOCK - 60" x 10 GA, Powered Slip Roller - R-0535H | EMP | |
| 60" x 10ga | EMPRO, STOCK - 50" x 16 GA, Powered Slip Roller - X5016E | EMP | |
| 60" x 10ga | EMPRO, STOCK - 36" x 22 GA, Powered Slip Roller - R3622E | EMP | |
| 60" x 1/4" | EMPRO, STOCK- Power Slip Roller - R-0570H | EMP | |
| 4' x 16ga | TENNSMITH powered Slip Roll, new, | WM | |
| 4' X 10ga. | SAHINLER Plate Roll | WM | |
| 4' X 1/8" | SAHINLER, MSM 1270 x 100, 4" O.D. Rolls, 2022, pre-owned | WM | |
| 5' x 3/16" | SAHINLER Roll | WM | |
| 5' x 1/4" | SAHINLER, Hydraulic Roll, New | WM | |
| 10' x 5/16" | SAHINLER, HYDRAULIC, 4 ROLL, Model 4R HS 30-260 | WM | |

STEVENS MACHINERY Sales Inc.



WEBER DEBURRING & EDGE FINISHING MACHINE



AUTOMECC CNC CONTROLS FOR PRESS BRAKES

NATIONAL HAND BRAKES AND SHEARS



COASTONE CNC ELECTRIC PRESS BRAKES

NO MATTER IF YOU BUY A NEW OR USED MACHINE SERVICE IS A FACTOR YOU HAVE TO LOOK AT!

AT STEVENS MACHINERY SERVICE IS A PHONE CALL AWAY.

LARGEST INVENTORY OF SMALL USED PUNCH PRESSES

- 2 TON AZIMUTH, 1" ST, OBI, 4-5/8" SH, 1/3 HP, 110 V
- 4 TON ALCECO, 1-1/4" ST, OBI, 5-3/4" SH, 1/3 HP, 110 V
- 4 TON ALCECO, 1-1/4" ST, OBI, Z9-3/8" SH, 1/3 HP, 110 V
- 4 TON ALCECO, 1-1/4" ST, OBI, 12-1/4" SH, 1/3 HP, 110 V
- 4 TON ALCECO, 1-1/4" ST, OBI, AIR ACT. CLUTCH, 1/3 HP, 110 V
- 4 TON ALCECO, 1-1/4" ST, OBI, X8" THROAT, 1/3 HP MOTOR
- 4 TON ALCECO, 1-1/4" ST, OBI, 12" THROAT, 1/3 HP MOTOR
- 5 TON BENCHMASTER, 1-1/4" ST, OBI, 6-1/4" SH, AIR ACT. PALMS, 1/2 HP, 110 VOLT
- 8 TON ALVA ALLEN, 1-1/2" ST, OBI, 7" SH, 1/2 HP, 110 V
- 8 TON ALVA ALLEN, 2-3/4" ST, OBI, 8-3/4" SH, 10" TH, 1/2 HP
- 8 TON ALCECO, 1-1/2" ST, 6" SH, OBI, 1 HP, 550 VOLT
- 10 TON ALCECO, 1-3/4" ST, 6-3/4" SH, OBI, 1 HP, 550 VOLT
- 12 TON ALVA ALLEN, 1-3/4" ST, OBI, 8" SH, OBI, 3/4 HP, 550 VOLT
- 20 TON BLOW, 2" ST, 7-3/4" SH, OBI, 1 HP, 550 VOLT
- 22 TON NIAGARA, 2" ST, 8-3/4" SH, OBI, AIR ACT. PALMS, FOOT PEDAL
- 25 TON YOSHINO, A/C, PALMS, MULTI PUNCH DIE FOR PIERCING
- 28 TON BROWN BOGGS, 2-1/2" ST, OBI, AIR ACT. FOOT PEDAL, 2 HP
- 30 TON BROWN BOGGS, 2-1/2" ST, 9" SH, OBI, 2 HP, 550 VOLT
- 35 TON PERKINS, 2" ST, 8" SH, OBI, AIR ACT. FOOT PEDAL, 3 HP
- 40 TON BROWN BOGGS, 2-1/2" ST, OBI, 10-1/4" SH, 3 HP, 550 VOLT
- 44 TON ALCECO, 3" ST, 10" SH, OBI, MECH. CLUTCH, 2 HP, 550 VOLT

LARGEST INVENTORY OF USED ROLL-IN BANDSAWS

- BAXTER, MODEL 115 B, 18" X 30" TABLE, 3/4 HP, 110 VOLT
- BAXTER, MODEL 115 B, 18" X 30" TABLE, 3/4 HP, 110 VOLT
- E.R. MAIER, MODEL KM 1012, 18" X 30" TABLE, 1 HP, 110 VOLT
- E.R. MAIER, MODEL KM 1012, 18" X 30" TABLE, 1 HP, 110 VOLT
- E.R. MAIER, MODEL KM 1012, 18" X 30" TABLE, 1 HP, 110 VOLT

MORE MACHINES AVAILABLE IN-STOCK
CALL OR EMAIL FOR PRICES OR VISIT TO SEE THEM UNDER POWER!

26 Airview Road, Unit #A, Etobicoke (Toronto) ON., M9W 4P2

Ph: 416-798-3611 • TF: 1-866-798-3611 • Email: andrew@stevensmachine.com

www.stevensmachine.com

STEVENS MACHINERY
Sales Inc.



MODERN

Machine Tools and Fabrication

BRAKE PRESSES SHEARS LASERS PLASMAS PLATE ROLLS IRONWORKERS CNC MILLING MACHINES BORING M

New Products For Your



BENDICROP SERIES OF IRONWORKERS

Each machine is built with two Hydraulic Cylinders, allowing two operators at the same time, on any of the 6 workstations listed below:

- Punching Station • Flat Bar Shearing Station • Built-in Bending Station
- Triangular Notching Station • Angle Cutting Station
- Round and Square Bar Shearing Station

Bendicrop 60 Hydraulic Ironworker

Punching and Bending
PUNCHING UP TO 60 TONS



Bendicrop 60 is available in two versions;

- S version with a standard throat length of 10"
- SD version with an extended throat length of 20"

Capabilities (S & SD Versions):

- Shearing Flat Bar (2⁰) 14" x 3/8" (4⁰) 12" x 1/2"
- L at 90° 4" x 4" x 1/2"
- Bars 1 3/4" £ 1 9/16"
- Punching 1 1/2" x 7/16"
- Bending 6" x 3/8"

Bendicrop 85 Hydraulic Ironworker

Punching, Shearing and Bending
PUNCHING UP TO 80 TONS



Bendicrop 85 is available in two versions;

- S version with a standard throat length of 12"
- SD version with an extended throat length of 20"

Capabilities (S & SD Versions):

- Shearing Flat Bar (2.5⁰) 18" x 5/8" (5⁰) 18" x 3/4"
- L at 90° 4" x 4" x 1/2"
- Bars 1 3/4" £ 1 9/16"
- Punching 1 1/2" x 1/2"
- Bending 8" x 1/2"

MODERN TOOL HAS A COMBINED INVENTORY OF OVER 600

ONTARIO OFFICE:

1215 RINGWELL DRIVE, NEWMARKET, ONT., L3Y 8T8
1-905-235-4199

WWW.MODERN

Newmarket, ON * Calgary, AB * Edmonton

TOOL LTD

tion Equipment since 1960

ILLS SAWS CNC LATHES & MANUAL LATHES GRINDERS ROLL BENDERS PORTABLE MACHINE TOOLS TUBE & PIPE BENDERS



Metal Fabrication Needs

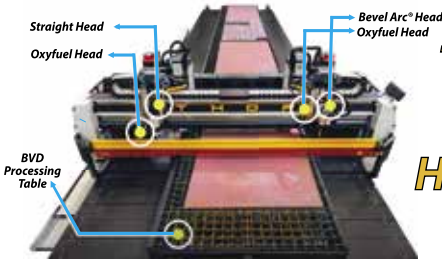


Advanced Plate Processing Systems

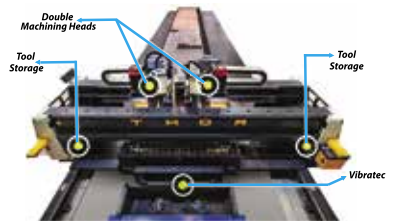
THOR®

Tecoi Hyper Operative Range

TECOI'S THOR® is the most versatile plate processing station on the market. It enables metal fabricators to produce parts with multiple operations such as milling, drilling, tapping, countersinking, marking, etc.



Thermal Cutting with High Performance Machining



Machining:

- 1 or 2 heads
- Power of 15 22 30 and 50 kW
- Tool storage of 5 8 20 or 32 positions
- 1 t/m clamps locking system
- SK 50 holder
- Tool library in machine control

Oxyfuel Cutting:

- Up to 12 different heads
- IHT and Harris Systems
- Height automatic control
- Independent head with Z axis motorisation
- Automatic gas console

Bevelling:

- BEVEL ARC® exclusive technology
- Inclination from 50° to 50°
- Full cycle in less than 12 s
- Automatic callibration
- Seamless rotation
- 5 axis
- Available on plasma oxyfuel

Stocktec®:

- Automatic Plate Storage System
- Independent trays structure that allows immediate plate storage disposal
- Up to 25 tons per tray
- Complete automation of the production line
- Ideal for 40 environments

0 MACHINES (BOTH NEW AND USED) FOR QUICK DELIVERY.

RNTOOL.COM

CALGARY OFFICE (HQ):

11488 70TH STREET SE, CALGARY, AB, T2C 4Y3
1-403-236-1150

on, AB * Saskatoon, SK * Atlantic Canada

Oblong Punches and Dies

| IO16 OBLONG Punches and Dies | | IO20 OBLONG Punches and Dies | | IO26 OBLONG Punches and Dies | |
|--|---|---|--|------------------------------|--|
| IO16 - IO55 | IO20 - IO59 | IO26 - IO62 | | | |
|  |  |  | | | |
| IO16 Punches IO55 Dies | IO20 Punches IO59 Dies | IO26 Punches IO62 Dies | | | |
| \$65.00 \$65.00 | \$70.00 \$70.00 | \$82.00 \$82.00 | | | |

KEYWAYS & WHISTLE STOPS FURNISHED UPON REQUEST!



To view our complete Oblong Stock List go to:
<http://punchtools.com/ironworker>



| Punch Cross Reference Table | | | | | | | |
|-----------------------------|-----|-----|-----|----|---------|---------|-------|
| Punch Tools | CST | CPD | AP | GF | Mechant | Piranha | Mubea |
| I16 | 219 | F16 | 119 | 37 | DH | H1 | |
| I20 | 221 | F20 | 121 | 40 | EA | H2 | |
| I26 | 228 | F26 | 128 | 45 | EF | | |

| Die Cross Reference Table | | | | | | | |
|---------------------------|-----|-----|-----|----|---------|---------|-------|
| Punch Tools | CST | CPD | AP | GF | Mechant | Piranha | Mubea |
| I55 | 413 | F55 | 313 | 81 | JB | H1 | |
| I59 | 417 | F59 | 317 | 82 | JC | H2 | |
| I62 | 419 | F62 | 319 | 85 | JF | | |

Press Brake Louver Tools

Capacity to 12GA Stainless



For a video demonstration and more information go to:
<http://punchtools.com/louwer>

Punch Tools Inc.

Toll Free: 1.800.668.4996 • Website: www.punchtools.com • Email: orders@punchtools.com

Proudly Made in Canada by Punch Tools

SAWS

| | |
|--|-----|
| Band Saw Vertical, KBC, 18" Throat, Blade Welder, Var. Speeds, 23" x 17" Table, 2 Hp, 220/60/1 Volt | SM |
| Band Saw Vertical, FRIGGI, 20" TH, BLD Welder, Var. Speeds, 27" x 27" TBL, Coolant, 10" Blade Height | SM |
| Band Saw HYD-MECH DM-10, 9-3/4" round cap., new, stock | WM |
| Band Saw HYD-MECH Saw, S20M, 13" cap. round, new, stock | WM |
| Band Saw HYD-MECH Saw, S20P, 13" cap. round, new, stock | WM |
| Band Saw HYD-MECH Saw, S20A, automatic feed, 13" cap., new, stock | WM |
| Band Saw HYD-MECH Saw, S23A, automatic feed, new in stock | WM |
| Band Saw DOALL, Model C916S, Swivel base, 9" x 16" capacity, Pre-owned | WM |
| BAND SAW, Vertical, T-JAW, Md 700D, 28" Thrt, 29" x 27" Table, Blade Welder & Grinder, 2 Hp, 550 Volt | SM |
| Band Saw 1600 - ELLIS Bandsaw, 10" Round @ 90 degrees, STOCK | EMP |
| Band Saw ELLIS, Model 1800, Mitering Bandsaw, STOCK | EMP |
| Band Saw Model 2000 Mitering Bandsaw - STOCK | EMP |
| Band Saw Hyd-Mech, Pre-owned S23 Horizontal Bandsaw | EMP |
| Radial Arm Saw DEWALT, 18" Carbide Tipped Blade, 26" Travel, 5 Hp Motor, 575 Volt Cold Saw | SM |
| COLD SAW DELTA, 10" Blade, Aluminium, Drip Coolant, 48" Infeed/Outfeed Extensions, 5 Hp Motor, 575 Volt | SM |
| Cold Saw ELUMATEC High Speed Saw, 15" blade, for aluminum | WM |
| Cold Saw SOCO, 11" blade, manual, new, stock | WM |
| Cold Saw SOCO, 12-1/2" blade, manual, new, stock | WM |
| Cold Saw SOCO, 14-1/2" blade, manual, New, Stock | WM |
| Cold Saw SOCO, 14-1/2" blade, fully automatic CNC, new, stock | WM |
| Cold Saw MEP, 14" Blade, Tiger 350 SX, Semi Automatic, Pre-Owned. | WM |
| Cold Saw SOCO, Automatic, Model 350 FA, 4" Cap., Pre-Owned | WM |
| Cold Saw HYD-MECH Cold Saw, 370-2CNC, Fully Automatic, 12 Hp., 2017, Pre-owned | WM |
| ROLL-IN, Vertical Bandsaw, BAXTER, 115B, 10" x 13" Capacity, 18" x 30" Table, 3/4 Hp Motor, 110 Volt | SM |
| ROLL-IN, Vertical Bandsaw, E.R. MAIER, KM1012, 10" x 12" Capacity, 18" x 30" Table, 1 Hp Motor, 110 Volt (3) | SM |
| ROLL-IN, Vertical Bandsaw, VERTICUT, 115B, 10" x 13" Capacity, 18" x 30" Table, 3/4 Hp Motor, 110 Volt | SM |
| Vertical Saw HYD-MECH, V18, 45 Degree tilt L & R, Pre-Owned | WM |

Shears

| | |
|--|-----|
| 4' x 10 ga SAMPSON, Hydraulic Shear, New, Stock | WM |
| 3' x 16 ga TENNSMITH, Foot Shear, New, In Stock | WM |
| 36" x 16 ga BROWN BOGGS, Manual Gap Shear, 18" Throat, Foot Pedal | SM |
| 4' x 16 ga TENNSMITH, Foot Shear, New, In Stock | WM |
| 4' x 16 ga TENNSMITH, Foot Shear, Pre-Owned | WM |
| 4' x 16 ga TENNSMITH Pneumatic Shear, new, stock | WM |
| 4' x 16 ga TENNSMITH Hydraulic Shear, new, stock | WM |
| 4' x 16 ga SAMPSON Foot Shear, Pre-owned | WM |
| 50" x 16 ga EDWARDS, Pneumatic Shear, Pneumatic Foot Pedal, Pneumatic Hold Downs | SM |
| 10' x 16 ga SCHECHTL, SMT 3100 - Electro-Mechanical Shear - IN STOCK | EMP |
| 10' x 14 ga ROPER WHITNEY - Pre-owned 10M14, Electro-Mechanical Shear | EMP |

Shears

| | |
|--|-----|
| 10' x 14 ga ROPER WHITNEY - Pre-owned 10M14E, Electro Mechanical Shear | EMP |
| 10' x 14 ga TENNSMITH LM1014F, Shear, New | WM |
| 10' x 10ga EMPRO Electro Mechanical Shear, IN STOCK | EMP |
| 10' x 3/8" ALLSTEEL, Pre-Owned Hydraulic Shear | EMP |
| 10' x 1/4" EMPRO Hydraulic Shear, | EMP |
| 10' x 1/4" BAYKAL Hydraulic Swing Beam Shear, new, stock | WM |
| 10' x 16 ga JOUANEL Electro-Mechanical Shear, IN STOCK | EMP |
| 10' x 14 ga TENNSMITH LM1014F, Shear, New | WM |
| 10' x 1/4" EMPRO Hydraulic Shear | EMP |
| 10' x 1/4" BAYKAL Hydraulic Swing Beam Shear, new, stock | WM |
| 10' x 1/4" Haco, Hydraulic, Model TS 3006, Mot. Back Gauge, 110" Squaring Arm, Pre-owned | WM |
| 10' x 3/8" BAYKAL Hydraulic, CNC, Guillotine Shear, 2021, Rear Sheet Support, pre-owned, stock | WM |
| 10' x 1/2" BAYKAL Hydraulic Shear, MGH 3113, new, stock | WM |
| 52" x 14 ga SAMPSON, Hydraulic, 40 SPM, Single/Continuous, Electric Foot Pedal, 3 Hp, 550 Volt | SM |
| 52" x 14 ga EMPRO Hydraulic Shears, H5214- 220/1, 220/3, & 575/3 Phase | EMP |
| 60" x 14 ga EMPRO, Model H6014 - 60" x 14 Ga Hydraulic Shears | EMP |

SHEET METAL EQUIPMENT

| | |
|---|-----|
| FLAGLER 20ga. Pittsburg Machine, new, stock | WM |
| FLAGLER 24ga. Junior Pittsburg Machine, new, stock | WM |
| VICON S and Drive cleat rollformer, with pittsburg rolls and 4-1 rolls and slitter, NEW | WM |
| VICON 20ga., Snap Lock Button Punch, new stock | WM |
| LOCKFORMER Band Saw, Model 24S, Pre-owned | WM |
| LOCKFORMER 20 Ga. Pittsburg and Drive cleat Rolls, Pre-owned | WM |
| ROPER WHITNEY Pexto, Model 3617 Swager, 18Ga. Pre-owned | WM |
| Pipe Groover Seamer, 48" motorized, Pre-owned | WM |
| MORLIN 24Ga. Lockforming machine "Porta Pitts", with stand, Pre-owned | WM |
| ROTEX Manual Turret Punch on stand, 18 stations (2) | WM |
| EMPRO STOCK - 10 Ga Rotary Machine c/w Hydraulic Top Shaft Control | EMP |
| EMPRO STOCK - EMT-7R Power Rotary Machine | EMP |
| EMPRO STOCK - 25, 35, and 50 KVA Spot Welders - STOCK | EMP |
| LOCKFORMER STOCK - Pre-owned 18 Ga Pittsburgh Rollformer | EMP |

TUBE MACHINERY

| | |
|---|-----|
| ADDISON MCKEE Tube End former, Model FM-150ER, 6" Capacity, 2006, Pre-owned | WM |
| SPIRAL HELIX 3600 Tubeformer | EMP |

WELDING EQUIPMENT

| | |
|---|-----|
| Spot Welder 25 KVA, WELDOMATIC, Spot Welder, 18" Throat, Weltronix Decade 5 Control, Air Foot Pedal, 550 Volt | SM |
| Spot Welder 18 KVA, REX, 14" Arms, Water Cooled Tips, Mech. Treadle, 550 Volt | SM |
| Spot Welder 15 KVA, WELDOMATIC, 7-1/2" Arms, Water Cooled Tips, Mech. Treadle, 550 Volt | SM |
| Wirefeeder FRONIUS, VR1500, Robotic, 4 Roller Drive, Digital Controlled For 3 rd Axis, New | SM |
| SAND BLAST CABINET Pre-Owned, Model P-3636-6, Pressure Dry Blast Cabinet | EMP |



CUT IT

BEND IT

CUT IT

PUNCH IT

ROLL IT

JOIN IT

FORM IT



NO MATTER HOW COMPLEX THE JOB, WE HAVE THE EQUIPMENT YOU NEED

Since 1987, Empire Machinery has proudly served as a specialist in sourcing sheet metal and metal fabricating machinery. Whatever your metal fab needs may be, we can help find what you're looking for.

CALL US TOLL-FREE TODAY or check out our website to view our full inventory of new and used machinery!

Machitech Diamond Cut CNC Plasma Cutting Table is a laser cutting machine specially designed for high precision cutting on a heavy unitized frame that can be increased in size as your needs grow. Innovative inverse rail system. Exceptional accuracy and cut quality.



1.800.665.8089
www.empire-machinery.com

AUTOMECH CNC GAUGING FOR PRESS BRAKES

• FULL NEW CONTROLS

• UPGRADES TO OLD AUTOMECH PARTS & CONTROLS

• CONVERSIONS FROM HURCO TO AUTOMECH CONTROLS



STEVENS MACHINERY SALES INC.

26 Airview Road, Unit #A, Etobicoke (Toronto) ON., M9W 4P2
 Ph: 416-798-3611 • TF: 1-866-798-3611 • Email: andrew@stevensmachine.com

MISCELLANEOUS EQUIPMENT

| | |
|--|-----|
| Air Compressor - 10 HP, 80 Gallon Horizontal Tank, Two Stage Piston Vee Head, 550 Volt | SM |
| Air Compressor - 15 HP, 120 Gallon Hor. Tank, Two Stage Piston Vee Head, 550 Volt | SM |
| ROPPER WHITNEY - Rotary Turning, 24ga., Pre-owned | WM |
| SPRIRAL HELIX - 5" - 5", Gorelocker Sport Plus | EMP |

PIPE

| | | | |
|---------|---------------------|----------------------------|-------------|
| 194 pcs | 1 1/4" sch 40 x 21' | A53B, Threaded and Coupled | SALIT STEEL |
| 132 pcs | 1 1/2" sch 40 x 21' | A53B, Threaded and Coupled | SALIT STEEL |
| 312 pcs | 2 1/2" sch 10 x 21' | A53B no MTR's | SALIT STEEL |

TUBE AND PIPE

| | | |
|--------|--|-------------|
| 12 pcs | 5 x 5 x .250 x 10' - 50WC - Rusty | SALIT STEEL |
| 5 pcs | 5 x 5 x .250 x 12.5' - 50WC - Rusty | SALIT STEEL |
| 6 pcs | 5 x 5 x .375 x 12.5' - 50WC - Rusty | SALIT STEEL |
| 31 pcs | 4" od x .313 x 6.27' - A500C | SALIT STEEL |
| 39 pcs | 4" od x .313 x 6.27' - A500C | SALIT STEEL |
| 27 pcs | 4 1/2" od x .375 x 22.25' - A500C - no stencil | SALIT STEEL |
| 7 pcs | 8 5/8" od x .188 x 42' - Painted Black | SALIT STEEL |
| 22 pcs | 8 5/8" od x .250 x 48' - Painted Black | SALIT STEEL |
| 14 pcs | 8" od x .375 x 48' - Painted Black | SALIT STEEL |
| 2 pcs | 10" od x .625 x 22.417' - A500C | SALIT STEEL |
| 1 pcs | 10" od x .625 x 19.25' - A500C | SALIT STEEL |
| 1 pc | 10" od x .625 x 12.583' - A500C | SALIT STEEL |
| 8 pcs | 8 x 3 x .250 x 48' - rusty, no MTR's, | SALIT STEEL |
| 33 pcs | 8 x 3 x .375 x 24' - rusty, no MTR's | SALIT STEEL |
| 9 pcs | 8 x 3 x .500 x 24' - rusty, no MTR's | SALIT STEEL |
| 3 pcs | 8 x 8 x .500 x 48' - rusty, no MTR's | SALIT STEEL |
| 1 pcs | 8 x 8 x .500 x 45' - rusty, no MTR's | SALIT STEEL |
| 1 pcs | 10 x 10 x .625 x 55' - 50W Class C | SALIT STEEL |
| 19 pcs | 12 x 8 x .250 x 55.667' - A500C | SALIT STEEL |
| 1 pcs | 14 x 4 x .375 x 48' - A500C | SALIT STEEL |
| 1 pcs | 14 x 14 x .375 x 20' - A500C | SALIT STEEL |
| 1 pcs | 14 x 14 x .500 x 50' - A500C | SALIT STEEL |
| 1 pcs | 14 x 14 x .500 x 35.667' - A500C | SALIT STEEL |
| 1 pcs | 16 x 8 x .313 x 21.167 | SALIT STEEL |
| 1 pcs | 16 x 12 x .313 x 27.083' - A500C | SALIT STEEL |
| 1 pc | 16 x 12 x .500 x 34' - A500C | SALIT STEEL |
| 1 pcs | 16 x 12 x .500 x 34' - A500C | SALIT STEEL |

TUBE AND PIPE

| | | |
|--------|--|-------------|
| 12 pcs | 5 x 5 x .250 x 10' - 50WC - Rusty | SALIT STEEL |
| 5 pcs | 5 x 5 x .250 x 12.5' - 50WC - Rusty | SALIT STEEL |
| 6 pcs | 5 x 5 x .375 x 12.5' - 50WC - Rusty | SALIT STEEL |
| 31 pcs | 4" od x .313 x 6.27' - A500C | SALIT STEEL |
| 39 pcs | 4" od x .313 x 6.27' - A500C | SALIT STEEL |
| 27 pcs | 4 1/2" od x .375 x 22.25' - A500C - no stencil | SALIT STEEL |
| 7 pcs | 8 5/8" od x .188 x 42' - Painted Black | SALIT STEEL |
| 22 pcs | 8 5/8" od x .250 x 48' - Painted Black | SALIT STEEL |
| 14 pcs | 8" od x .375 x 48' - Painted Black | SALIT STEEL |
| 2 pcs | 10" od x .625 x 22.417' - A500C | SALIT STEEL |
| 1 pcs | 10" od x .625 x 19.25' - A500C | SALIT STEEL |
| 1 pc | 10" od x .625 x 12.583' - A500C | SALIT STEEL |
| 8 pcs | 8 x 3 x .250 x 48' - rusty, no MTR's, | SALIT STEEL |
| 33 pcs | 8 x 3 x .375 x 24' - rusty, no MTR's | SALIT STEEL |
| 9 pcs | 8 x 3 x .500 x 24' - rusty, no MTR's | SALIT STEEL |
| 3 pcs | 8 x 8 x .500 x 48' - rusty, no MTR's | SALIT STEEL |
| 1 pcs | 8 x 8 x .500 x 45' - rusty, no MTR's | SALIT STEEL |
| 1 pcs | 10 x 10 x .625 x 55' - 50W Class C | SALIT STEEL |
| 19 pcs | 12 x 8 x .250 x 55.667' - A500C | SALIT STEEL |
| 1 pcs | 14 x 4 x .375 x 48' - A500C | SALIT STEEL |
| 1 pcs | 14 x 14 x .375 x 20' - A500C | SALIT STEEL |
| 1 pcs | 14 x 14 x .500 x 50' - A500C | SALIT STEEL |
| 1 pcs | 14 x 14 x .500 x 35.667' - A500C | SALIT STEEL |
| 1 pcs | 16 x 8 x .313 x 21.167 | SALIT STEEL |
| 1 pcs | 16 x 12 x .313 x 27.083' - A500C | SALIT STEEL |
| 1 pc | 16 x 12 x .500 x 34' - A500C | SALIT STEEL |
| 1 pcs | 16 x 12 x .500 x 34' - A500C | SALIT STEEL |

mvdcanada.com
226-907-2422



TAKE BENDING TO THE NEXT LEVEL



EUROSTAMP TOOLING
the Italian excellence



ibend
iLaser
iShear
iPlasma



STEEL MARKETPLACE

12 - 111 Fourth Ave., Suite #351 St. Catharines, ON L2S 3P5 Phone: 905-685-4766

Email: info@steelmarketplace.com Website: www.steelmarketplace.com

To re-direct, cancel or obtain additional copies, please email your request to:
info@steelmarketplace.com

Publisher: Colin Klein Design & Layout: Peak Digital Imaging Inc.

NEXT ISSUE: SEPTEMBER 2024
CLOSING DATE FOR NEXT ISSUE: AUGUST 27, 2024

Published Monthly & Distributed Across Canada

For Advertising & Rate Please Call

1-800-263-1440

Steel Marketplace Publication and Logo Copyright © 2013. All rights reserved.
No part of this publication may be reproduced without the express permission from the publisher.
The publisher assumes no responsibility for statements or claims made by advertisers.

AUGUST 2024 ADVERTISERS INDEX

| <u>COMPANY</u> | <u>PAGE</u> | <u>COMPANY</u> | <u>PAGE</u> |
|---------------------------------------|-------------|------------------------|-------------|
| Automec | 12 | Modern Tools | 8 - 9 |
| Empire Machinery | 11 | Salit Steel | 15 |
| Fabricating Machinery Solutions (FMS) | 5 | Punch Tools | 10 |
| FMS SLAGHOG | 4 | Stevens Machinery | 7 |
| MC Machinery | 3 | Welder's Helper | 2 |
| Machine Solutions | FC - 13 | Westway Machinery Ltd. | BC |

SALIT STEEL

SALIT GROUP OF COMPANIES

www.salitsteel.com

Salit Steel is made up of an integrated network of companies and partners that together provide a full range of solutions through our Service Centre and Rebar Fabrication Division.

With operations in Ontario, Quebec and Western Canada, we are passionate about delivering outstanding service and value.



Service Centre Products



Hollow Structural Steel (HSS)



Plate



Wide Flange Beams



Merchant Bar



Mechanical Tube



Cold Finished Bar



Painted Beams, Lintels and Posts

LOCATIONS TO SERVE YOU:

HEAD OFFICE NIAGARA

7771 Stanley Ave., P.O. Box 837,
Niagara Falls, ON L2E 6V6
Head Office: 905-354-5691 • Fax: 905-356-0809
Toll Free: 1-800-263-7110

Salit Steel Welland

90 Centre St., Welland, ON L3B 5N9
Ph: 905-735-9993 • Fax: 905-735-3955
Toll Free: 1-866-924-0837

Products: Reinforcing Products (Wire & Mesh), Specialty Products (Assembled Rebar), Service Centre
Services: Fabrication, Warehousing, Delivery, Detailing, Estimating, Cutting, Welding (CWB)

Salit Tube Mississauga

1153 Lorimar Drive, Mississauga, ON L5S 1M5
Ph: 905-564-0554 • Fax: 905-564-0445
Toll Free: 1-877-935-0554

Products: Specialty Products, Mechanical Tube
Cold Drawn Products
Services: Warehousing, Delivery, Custom Sourcing

Salit Tube Bowmanville

222 Baseline Rd., Bowmanville, ON L1C 1A4
Ph: 905-623-5544 • Fax: 905-623-5564
Toll Free: 1-866-6235544

Products: Reinforcing Products (Rebar & Mesh), Service Centre, Housing
Services: Fabrication, Painting, Warehousing, Delivery

Belleville Metals

222 University Ave., Belleville, ON K8N 5S8
Ph: 613-968-2188 • Fax: 613-968-3525
Toll Free: 1-800-446-3798

Products: Carbon & Specialty Steel
Services: Saw Cutting, Shearing, Delivery, Warehousing

Acier Tube Montreal

1495 32nd Ave., Lachine, QC H8T 3J1
Ph: 514-420-1040 • Fax: 514-420-1030
Toll Free: 1-800-297-5323

Products: Specialty Products
(Mechanical Tube, Cold Drawn Products)
Services: Warehousing, Delivery, Custom Sourcing

**Same Day Pick-Up
or Next Day Delivery**

V-18APC-60

AUTOMATIC VERTICAL BAND SAW

OUR AFFORDABLE, HIGH QUALITY SAWS ARE UNMATCHED
IN PROVIDING THE BEST COST-PER-CUT ON THE MARKET

The V-18APC-60 is a automatic vertical band saw with the ability to miter from 60° left to 60° right. You can choose a left or right side infeed. A 3 degree fixed canted head allows for more efficient cutting and improved blade life when cutting larger beams, structural steel, and bundles of square tubing.

18" X 22" CAPACITY
7.5 HP VFD
1 1/4" BLADE

- AUTOMATIC PROGRAMMABLE MITERING
- FOUR FULL STROKING HYDRAULIC VISES
- AUTOMATIC MULTI-INDEXING
- POWERED MOVEABLE GUIDE ARM



HYDMECH

RELIABLE SAWS. RELIABLE PEOPLE.



WESTWAY MACHINERY

www.westwaymachinery.com | 905-803-9999