

STEEL®

MARKETPLACE

CONNECTING BUYERS & SELLERS IN THE FABRICATION AND METAL WORKING INDUSTRY



MODERN TOOL LTD

Machine Tools and Fabrication Equipment since 1960.
Sales & Service

MODERNTOOL.COM

BRAKE PRESSES SHEARS LASERS PLASMAS PLATE ROLLS IRONWORKERS CNC MILLING MACHINES BORING MILLS SAWS
CNC LATHES & MANUAL LATHES GRINDERS ROLL BENDERS PORTABLE MACHINE TOOLS TUBE & PIPE BENDERS



New Products For Your Metal Fabrication Needs.

Bendicrop 60 Ironworker Punching and Bending



Punching up to 60 Tons

GEKA® IRONWORKERS

Punching and Bending

OR

Punching, Shearing & Bending

Two Cylinder Universal Hydraulic Ironworkers
with 6 workstations:

- Punching Station
- Triangular Notching Station
- Flat Bars Shearing Station
- Angle Cutting
- Angle and Solid Bars Shearing Station
- Built-in Bending Station

Bendicrop 85 Ironworker Punching, Shearing and Bending



Punching up to 80 Tons

THOR® Tecoi Hyper Operative Range

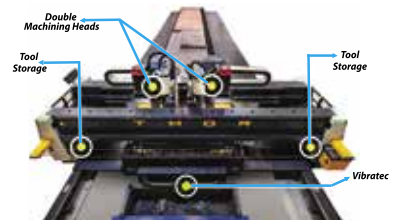
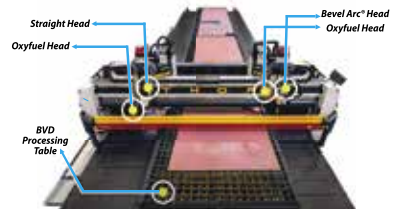
TECOI'S THOR® is the most versatile plate processing station on the market. It enables metal fabricators to produce parts with multiple operations such as milling, drilling, tapping, countersinking, marking, etc.



TECOI Advanced Plate Processing Systems

FEATURES:

- **Thermal Cutting with High Performance Machining**
- Multi-head: it can be equipped with 1 or 2 Plasma heads and bevelling system.
- **Oxyfuel** up to six torches
- Optionally, a **tube and profile lathe** with fixed gantry can be added
- Possibility of installing **two machining heads**



MODERN TOOL HAS A COMBINED INVENTORY OF OVER 600 MACHINES (BOTH NEW AND USED) FOR QUICK DELIVERY.

ONTARIO OFFICE:

1215 RINGWELL DRIVE, NEWMARKET, ONT., L3Y 8T8
1-905-235-4199

PLEASE CONTACT US FOR MORE INFORMATION

CALGARY OFFICE (HQ):

11488 70TH STREET SE, CALGARY, AB, T2C 4Y3
1-403-236-1150

Newmarket, ON * Calgary, AB * Edmonton, AB * Saskatoon, SK * Atlantic Canada



STANDARD SLAGHOG®
For Lasers Up To 12kW
(Min Slat Spacing 1.75")

SLAGHOG® HD
For Lasers Over 12kW
(Min Slat Spacing 1.75")

NARROW SLAGHOG®
For Lasers Up To 12kW
(Min Slat Spacing 1.25")



SLAT SHIELD PLUS



RHINO HAMMER

SLAGHOG™ efficiently removes slag from your **CO2** or **Fiber Laser** slats.

It increases the life of your slats, reduces down-time due to slat change out and helps maximize actual production time. It works great on steel or copper slats. A standard laser table can typically be cleaned in about **10 minutes** by a single operator. Call for more information.



1.866.995.9910



Fabricating Machinery Solutions Inc. +

www.fmscanada.ca

FMS is the exclusive Canadian distributor of the Slag Hog slat cleaner.

MACHINERY

LISTING CONTACT:

SM - STEVENS MACHINERY, TORONTO (REXDALE), ON., PH: 866-798-3611
SALIT STEEL - SALIT STEEL, NIAGARA FALLS, ON., PH: 800-263-7110

WM - WESTWAY MACHINERY, MISSISSAUGA, ON., PH: 905-803-9999
EMP- EMPIRE MACHINERY, WINNIPEG, MB., PH: 800-665-8089

BRAKES MANUAL

4' x 22ga.	TENNSMITH, Bench Brake, new, stock
4' x 22 ga.	ENNSMITH, Box and pan brake - new, stock
4' x 16 ga.	TENNSMITH, Bench Brake - new, stock
4' x 16 ga.	TENNSMITH, Box & Pan Brake, - new, stock
4' x 12 ga.	TENNSMITH, Box & Pan Brake, new, stock
6' x 16 ga.	TENNSMITH, Box and Pan Brake, new, stock
6' x 12 ga.	SAMPSON, Box & Pan Brake, LD612U, new, stock
6 Ft x 14 ga.	D & K (CHICAGO), Used Box & Pan Brake, All 16 Fingers
8' x 18 ga.	TENNSMITH - Apron Brake, new, stock
8' x 18 ga.	TENNSMITH, Used Hand Brake, Made In USA - Ready To Go!
8' x 16 ga.	SAMPSON, New Hand Brake, Heavy Duty, In Stock!
8' x 16 ga.	TENNSMITH - Apron Brake, new, stock
8' x 16 ga.	TIN KNOCKER TK 816 Handbrake
8' x 16 ga.	WHITCO, Used Hand Brake, Made in USA
8' x 12 ga.	EMPRO-Model V-812-6, Manual Box & Pan Brake - STOCK
8' x 12 ga.	SAMPSON, Apron Brake, new, stock
8' x 12 ga.	SAMPSON, Hydraulic, Box & Pan Brake, New
10' x 18 ga.	TENNSMITH, Apron Brake New, stock
10' x 16 ga.	SAMPSON, New Hand Brake, Heavy Duty, In Stock!
10' x 16 ga.	NATIONAL, New Hand Brake, 100% USA MADE
10' x 16 ga.	TENNSMITH, New Hand Brake, 100% USA MADE - Stock
10' x 16 ga.	TENNSMITH, Used Hand Brake, USA Made - In Stock
10' x 16 ga.	SAMPSON, Apron Brake- Pre-owned
10' x 16 ga.	TIN KNOCKER Floor Model Brakes
10' x 16 ga.	MAX-F 10' x 16 GA CNC Folder -Call - IN STOCK
10' x 14 ga.	EMPRO Model V-1014-6, Manual Box & Pan Brake

COIL HANDLING & FEEDING

WM UNCOILER	DURANT, 600 Lb, Manual, 10" Wide x 44" OD, 3 Keeper Arms, Manual Expansion	SM
WM UNCOILER	Littell Double Sided Stock Reel, 300 Lbs Each Side, 6.5" Wide x 46" OD, Manual, Keeper Arms	SM
WM UNCOILER	Littell 600 Lb Capacity, 10" Width x 44" OD Coil, Keeper Arms, 110 Volt Motor	SM
WM UNCOILER	LITTELL, 1400 Lb Capacity, 7-1/2" Width, 34" OD, Keeper Arms, 208/230/460 Volt Motor	SM
WM UNCOILER	COLT, 2,500 lbs x 10" Wide x 40" OD Coil, Keeper Arms, 1 Hp DC Motor, Variable Speed, 110 V	SM
WM UNCOILER	AMERICAN STEEL, 2,500 lbs x 18" Wide x 48" OD Coil, Keeper Arms, Drag Brake, Manual	SM
WM UNCOILER	K. VOGEL, 4000 lbs x 18" Wide x 48" OD Coil, Keeper Arms, 1 Hp DC Motor, Var. Speed, 550 Volt	SM
WM UNCOILER	Littell 2,500 lbs x 18" Wide x 60" OD Coil, Keeper Arms, 1 Hp Motor, 550 Volt	SM
WM UNCOILER	K. VOGEL, 4,000 lbs x 24" Wide x 44" OD Coil, Forward/Reverse, 2 Hp Motor, 220/60/1 Volt	SM
SM	Rapid Air Feeds in Stock, RAPIDAIR, 2" - 12" wide, New	WM
SM	Motorized Uncoiler, Pre-owned	EMP

DEBURRING & FINISHING MACHINES

EMP BURRMASER	Tube End Deburring Machines, Single & Double End, High Speed, NEW & USED	SM
SM	WEBER Deburring Machine, PT-1350 DP(6), Abrasive Belt / Planetary Brush, Vacuum Bed, 600 Volt	SM
SM	WEBER Deburring Machine, PT-1350 DR.2, Abrasive Belt / Rotary Brushes, Vacuum Bed, 600 V	SM
SM	WET DUST COLLECTOR UNIT, 3,000 & 5,000 CFM, Stainless Steel, 7-1/2 Hp & 10 Hp,	SM
WM	SOCO Tube End Chamfering, 4" cap., new, stock	WM
WM	TIMESAVERS 37" Model 2111-13-00, Single head, wet, 2005, Pre-owned	WM
EMP	37" EZ Sander, IN STOCK	EMP
EMP	APEX 37" 2 Station Wide Belt / Disc Deburring / Finishing Machine - Stock	EMP
EMP	FEIN STOCK - GX75 2H Belt Grinder	EMP

FEEDER, ELECTRONIC ROLL TYPE

WM	12" X 0.125" MECON Servo Feed, # 250F12, c/w pull thru straightener & floor base, Pre-owned	WM
WM	12" X 0.150" MECON Servo Feed, # 325F12 c/w pull thru straightener, floor base, Pre-owned	WM

DRILLS & GRINDERS

EMP	EMPRO Z5030, 1.5" Gear Head Drill Press - IN STOCK	EMP
-----	--	-----

“THE MITSUBISHI LASER IS OUR *WORKHORSE* AT OLYMPIC STEEL”

Si Cha
Olympic Steel


Plant Manager
Fabrication Division
Buford, Georgia



Scan to learn more

With the latest in artificial intelligence (AI) and gas reduction technology, the new GX-F ADVANCED Series of two-dimensional fiber lasers delivers more power while using less nitrogen.

Artificial intelligence is a branch of computer science that automates intelligent behavior and machine learning. This means the machine itself can learn from data and adjust performance without human intervention.



For more info, visit mcmachinery.com

 **MITSUBISHI LASER**



CENTRAL RAIL SUPPLY LTD.

P.O. BOX 5158, L.C.D. 1, HAMILTON, ONTARIO L8L 8G1



CENTRAL RAIL NEW AND RELAY RAIL MINING RAIL & SWITCHWORK JOINT BARS / TRACKBOLTS FASTENERS

www.centralrailsupply.com

Tel: (905) 521-8477 - Fax: (905) 529-7912

Email: info@centralrailsupply.com

DRILLS & GRINDERS

EMPRO	DM5040, 1.5" Gear Head Drill Press - IN STOCK	EMP
EMPRO	Z5032, 1.5" Variable Speed Drill Press - DEMO - IN STOCK	EMP
BUFFALO	Floor Model Drill, # 18, #3 MT, 1" Capacity, 12" x 12" Table, 1/2 Hp, 110 Volt	SM
BUFFALO	Floor Model Drill, # 18, #3 MT, 1" Capacity, 14" x 14" Table, 1.5 Hp, 550 Volt	SM
ERLO	Geared-Head, #3 MT, TC-30, 1-3/16" Capacity, 16.5" x 15.75" Table, 2 Hp, 575 Volt	SM
SOLBERGA	Geared-Head, #4 MT, 5/8" Chuck & Arbor, Power Down Feed, 2 Speed Motor, 550 V	SM
6" x 18"	CHEVALIER, Manual Feeds, 19" Long, 7" Cross, Dust Collector Unit, 2 Hp, 575 Volt	SM
6" x 18"	EQUIPTOP, Manual Feeds, 19" Long, & 7" Cross Travel, 1-1/2 Hp, 575 Volt	SM
6" x 78"	HM, Model TAS 150, Angle, Belt, 5HP, 550V	SM
DOWNDRAFT TABLE,	3' X 6', SOURCECETEC, SCT-36, 4,232 cfm, steel grates, water trays, 7.5 hp, 575 Volt	SM
ERLO DRILL	1-1/8", TCA 32, Automatic Down feed, Pre-owned	WM

IRON WORKERS

38 ton	FABMASTER, Punch, 12" throat, New, 575/3/60	WM
55 ton	FABMASTER, 4" angle, 12" flat, 1-1/4" bar, New, In Stock	WM
60 ton	FABMASTER, Punch, 12" throat, New, Stock	WM
60 Ton	Marvel 60 Ton, Model MS1W60D - IN STOCK	EMP
66 ton	FABMASTER, 4" angle, 14" flat, 1-1/2" bar, brake, New, Stock	WM
66 ton	FABMASTER, 5" angle, 14" flat, 1-1/2" bar, New, Stock	WM
88 ton	FABMASTER, 6" angle, 18" flat, 1-3/4" bar, New, Stock	WM
88 ton	FABMASTER Punch, 20" throat, New, Stock	WM
110 ton	FABMASTER, 6" angle, 24" flat, 1-3/4" bar, New, Stock	WM
135 ton	FABMASTER, 6" angle, 24" flat, 2" bar, New	WM
180 ton	FABMASTER, 8" angle, 30" flat, 2-1/4" bar, New, Stock	WM
180 ton	Durma Ironworker, Model 165/300, 8" x 8" x 5/8" Angle, 29" x 3/4" Flat shear, 2013, Pre-owned	WM

LASERS

EMPRO	5' x 10' HVAC Plasma Cutting Table c/w Shop Data Software	EMP
MACHITECH	Silver Cut Plasma Tables	EMP
ESAB	SGX3000 with 2001 Plasma Source - Gantry & Control	EMP

NOTCHERS

CORNER NOTCHING DIES - Various Sizes and Capacities in stock	SM
DIACRO, 16 GAUGE X 6" X 6" - DIACRO, Manual Notcher, on stand	SM
HACO Pre-owned 1/4" 90 Degree Fixed Angle Hydraulic Notcher	EMP
RMD-BAILEIGH 3" Tube Notcher, TN800	WM

PLASMA TABLES

EMPRO STOCK - 10 Ga 90 Degree Fixed Angle Hydraulic Notcher	EMP
MACHITECH STOCK - Machitech Silver Cut Plasma Tables c/w Pmax 65	EMP
EBF Pre-owned 6' x 12' Plasma Table with XPR 300 Plasma Source	EMP
5 X 10 Multicam, Plasma 3000, Hypertherm XPR 300, with water table, new 2020, Pre-owned	WM

PRESSES

1/2 ton	EMG (NEW), Manual Impact Press, 1" Stroke, 0.008" Impact Stroke	SM
1-1/2 ton	EMG (NEW), Manual Toggle Press, 2.4" Stroke, 9.85" Shut Height	SM
2 ton	AZIMUTH, OBI, Bench Model, 1" St, 4-5/8" SH, Mechanical, 1/3 Hp, 110 Volt	SM
3 ton	MANUAL ARBOR PRESS, 5-1/2" Thrt 12-1/2" Open Height, On Stand	SM
4 ton	ALCECO, OBI, 1-1/4" St, 5-3/4" SH, 1/3 Hp, Bench Model, 110 Volt	SM

PRESSES

4 ton	ALCECO, OBI, 1-1/4" St, 9-3/8" SH, 4" Throat, Mech. Clutch, Bench Model, 1/3 Hp, 110 Volt	SM
4 ton	ALCECO, OBI, 1-1/4" St, 9-3/8" SH, 12-1/4" SH, 4" Throat, Mech. Clutch, Bench Model, 1/3 Hp, 110 Volt	SM
4 ton	ALCECO, OBI, 1-1/4" St, 5-3/4" SH, 4" Throat, Floor Model, Air Act. Mech. Clutch, 1/3 Hp, 110 Volt	SM
4 ton	ALCECO, OBI, 4-8DT, 8" Throat, 1-1/4" St, Mech Clutch, 1/3 Hp, 208/230/460 Volt	SM
4 ton	ALCECO, OBI, 4-12DT, 1-1/4" St, 5-3/4" SH, 12" Throat, Mech. Clutch, On Bench, 1/3 Hp Motor	SM
5 ton	WHITNEY JENSEN, Kick Press, 24" Deep Throat, Floor Model	SM
8 ton	ALVA ALLEN, OBI, 1-1/2" St, 7" SH, Mech Clutch, Floor Standing, 1/2 Hp, 110 Volt	SM
8 ton	ALVA ALLEN, OBI, 2-3/4" St, 8-3/4" SH, 10" Deep Throat, Floor Standing, 3/4 Hp, 550 Volt	SM
8 ton	ALCECO, OBI, 1-1/2" St, 6" SH, Mech Clutch, Mounted On Steel Bench, 1 Hp, 550 Volt	SM
10 ton	ALCECO, OB, 12" Deep Throat, 1-3/4" St, 6-3/4" SH, Mech. Clutch, 1 Hp, 550 Volt	SM
12 ton	ALVA ALLEN, OBI, 1-3/4" St, 8" SH, Mech Clutch, Floor Standing, 3/4 Hp, 550 Volt	SM
20 ton	BLOW, OBI, 2" St, 7-3/4" SH, Mech. Clutch, 1 Hp, 550 Volt	SM
22 ton	NIAGARA, OBI, 2" St, 8-3/4" SH, Air Act. Mech Clutch, Palms, Foot Pedal	SM
25 ton	YOSHINO, HIGH SPEED, 1/4" Stroke, Air Clutch, 575 Volt, Palms, Safety Control	SM
28 ton	BROWN BOGGS, OBI, 2-1/2" St, 6-3/4" SH, Air Act Mech Clutch, 2 Hp, 550 Volt	SM
30 ton	BROWN BOGGS, OBI, 2-1/2" St, 9" SH Over Bed, Mechanical Clutch, 2 Hp, 550 Volt	SM
30 ton	BROWN BOGGS, OBI, 2-1/2" St, 6-3/4" SH, Air Act Mech Clutch, 2 Hp, 550 Volt	SM
30 ton	BROWN BOGGS, OBI, 6" St, 9-3/4" SH, Air Act Mech Clutch, 3 Hp, 550 Volt	SM
40 ton	BROWN BOGGS, OBI, 2-1/2" St, 10-1/4" SH, Mech. Clutch, 3 Hp, 550 Volt	SM
44 ton	ALCECO, OBI, 3" St, 10" SH, 28" x 18" Bed, Mech. Clutch, 3 Hp, 550 Volt	SM
60 ton	BROWN BOGGS, 17.5 LJA, 5" str. Air clutch, light curtains, 86 SPK, Pre-owned	WM
66 ton	SEYI SN1-66S, new	WM
121 ton	SEYI SN1-121, new	WM

PRESS BRAKES

ELECTRIC CNC PRESS BRAKE (NEW) - COASTONE (MADE IN FINLAND SINCE 2004), NEW	SM	
ELECTRIC CNC 2 D GRAPHIC CONTROLS, 34" X 25 TON TO 13 FT X 165 TON, 3 AXIS TO 7	SM	
AXIS LASER GUARDS, SERVO DRIVE BALL SCREWS TO RAM WITH ENCODERS, CNC	SM	
RAM CROWNING (STANDARD ON ALL MACHINES OVER 6 FT, 550 VOLT, PSR READY, TRAINING & INSTALLATION	SM	
BOLSTER For Press Brake - 12' L x 2-1/2" H x 3" W, 1/2" Top Slot c/w Grub screws, Tang On Bottom	SM	
40 ton x 4'	MITSUBISHI, Servo Electric Press Brake	EMP
60 ton x 6'	ACCURPRESS, Model 7606, ETS 3000 control, Pre-owned	WM
65 ton x 8'	PIRANHA- ALLSTEEL, Hydraulic, machined for Angles, Pre-owned	WM
110 ton x 8'	Durma, Pre-owned 8' x 110 Ton Hydraulic Press Brake	EMP
140 ton x 8'	Wysong, 7 axis CNC, Pre-owned	WM
148 ton x 10'	EMPRO Hydraulic Press Brake	EMP
110 ton x 10'	SAFAN E-Brake, new in stock	WM
110 ton x 10'	DURMA, Pre-owned 8' x 110 Ton Hydraulic Press Brake	EMP
132 ton x 10'	BAYKAL, 5 axis + crowning, tooling, safety lights, stock	WM
140 ton x 10'	SAFAN E-BRAKE ULTRA, New, In Stock	WM
150 ton x 10'	HACO, PPM 30135, 3 Axis, ATL 500 control, Pre-owned	WM
176 ton x 10'	BAYKAL, 7-axis + crowning, tooling, safety lights, stock	WM
176 ton x 12'	BAYKAL, 5 axis + crowning, tooling, safety laser beams, stock	WM
220 ton x 12'	SAFAN E-BRAKE, new in stock	WM
242 ton x 12'	DURMA, Pre-owned, Hydraulic Press Brake	EMP

IMPROVING YOU PRODUCTIVITY IS JUST ONE PHONE CALL AWAY!

INTRODUCING THE WORK HORSE OF PLATE & ANGLE ROLLS

304 SERIES 4-ROLL DOUBLE PINCH PLATE BENDING MACHINE

The WDM 403 Series is essentially an initial pinch plate machine with an additional roll on the front side of the pinch rolls.



310 SERIES PLATE ROLL

The WDM 310 Series plate roll is built primarily for the sheet metal industry and small maintenance shops.



101 SERIES PLATE ROLL

The WDM 101 Series is a pinch pyramid style roll making it a very versatile machine. It can roll square and rectangle tubing, channel, I-beam on flange, and fabricated panels without additional attachments.



AR SERIES ROLLER

The WDM AR Series is a roll that can be equipped with changeable dies for rolling angle, pipe, tubing, channel, and I-beam



ASK US ABOUT OUR COMPLETE LINE OF MAINTENANCE & CONSUMABLE PRODUCTS

1.866.995.9910

FMS Fabricating
Machinery
Solutions Inc. +

www.fmscanada.ca

ATUOMEC CNC GAUGING FOR PRESS BRAKES

- FULL NEW CONTROLS
- UPGRADES TO OLD AUTOMEC PARTS & CONTROLS
- CONVERSIONS FROM HURCO TO AUTOMEC CONTROLS



STEVENS MACHINERY SALES INC.

26 Airview Road, Unit #A, Etobicoke (Toronto) ON., M9W 4P2
 Ph: 416-798-3611 • TF: 1-866-798-3611 • Email: andrew@stevensmachine.com

PRESS BRAKES

242 ton x 12'	DURMA, Pre-owned, Hydraulic Press Brake	EMP
242 ton x 14'	SALVAGNINI Pre-owned 14' x 242 Ton Hydraulic	EMP

PUNCHING MACHINES

"C" PUNCHES, STRIPPIT & UNIPUNCH- All Sizes - Over 100 - boxes of punches & dies - all sizes	SM
CLINCHING TOOL, NORLOK, Flange Watson, Portable, Air/Oil Booster Unit, 2 Pieces of 14 Gauge, 110 Volt	SM
ROTEX, 8 ton, 18 Stations, Manual Turret Punch, #18C-2.25, 26" Throat, All Punches & Dies,	SM

ROLLS - ANGLE, PLATE & TUBE

1.5" x 3/16"	SAHINLER, Angle Roll, PK-30, New	WM
2" x 1/4"	SAHINLER, Angle Roll, HPK-35, new	WM
2" x 1/4"	SAHINLER, Angle Roll, HPK-50, new	WM
2" x 1/4"	SAHINLER Angle Roll, HPK-65	WM
3" x 1/4"	SAHINLER Angle Roll, HPK-80	WM
4" x 3/8"	SAHINLER Angle Roll, HPK-100	WM
60" x 14ga	EMPRO, STOCK - 60" x 14 GA, Powered Slip Roller - R-0520H	EMP
60" x 10ga	EMPRO, STOCK - 60" x 10 GA, Powered Slip Roller - R-0535H	EMP
60" x 10ga	EMPRO, STOCK - 50" x 16 GA, Powered Slip Roller - X5016E	EMP
60" x 10ga	EMPRO, STOCK - 36" x 22 GA, Powered Slip Roller - R3622E	EMP
60" x 1/4"	EMPRO, STOCK- Power Slip Roller - R-0570H	EMP
4' x 16ga	TENNSMITH powered Slip Roll, new,	WM
4' X 10ga.	SAHINLER Plate Roll	WM
4' X 1/8"	SAHINLER, MSM 1270 x 100, 4" O.D. Rolls, 2022, pre-owned	WM
5' x 3/16"	SAHINLER Roll	WM
5' x 1/4"	SAHINLER, Hydraulic Roll, New	WM
10' x 5/16"	SAHINLER, HYDRAULIC, 4 ROLL, Model 4R HS 30-260	WM

SAWS

Band Saw	Vertical, KBC, 18" Throat, Blade Welder, Var. Speeds, 23" x 17" Table, 2 Hp, 220/60/1 Volt	SM
Band Saw	Vertical, FRIGGI, 20" TH, BLD Welder, Var. Speeds, 27" x 27" TBL, Coolant, 10" Blade Hght	SM
Band Saw	HYD-MECH DM-10, 9-3/4" round cap., new, stock	WM
Band Saw	HYD-MECH Saw, S20M, 13" cap. round, new, stock	WM
Band Saw	HYD-MECH Saw, S20P, 13" cap. round, new, stock	WM
Band Saw	HYD-MECH Saw, S20P, "cap. round, Pre-Owned, 2018, stock	WM
Band Saw	HYD-MECH Saw, S20A, automatic feed, 13" cap., new, stock	WM
Band Saw	HYD-MECH Saw, S23A, automatic feed., new in stock	WM
Band Saw	DOALL, Model C916S, Swivel base, 9" x 16" capacity, Pre-owned	WM
BAND SAW	Vertical, T-JAW, Md 700D, 28" Thrt, 29" x 27" Table, Blade Welder & Grinder, 2 Hp, 550 Volt	SM
Band Saw	1600-ELLIS Bandsaw, 10" Round @ 90 degrees, STOCK	EMP
Band Saw	ELLIS, Model 1800, Mitering Bandsaw, STOCK	EMP
Band Saw	Model 2000 Mitering Bandsaw - STOCK	EMP
Band Saw	Hyd-Mech, Pre-owned S23 Horizontal Bandsaw	EMP
Radial Arm Saw	DEWALT, 18" Carbide Tipped Blade, 26" Travel, 5 Hp Motor, 575 Volt Cold Saw	SM
COLD SAW	DELTA, 10" Blade, Aluminium, Drip Coolant, 48" Infeed/Outfeed Extensions, 5 Hp Motor, 575 Volt	SM
Cold Saw	ELUMATEC High Speed Saw, 15" blade, for aluminum	WM
Cold Saw	SOCO, 11" blade, manual, new, stock	WM
Cold Saw	SOCO, 12-1/2" blade, manual, new, stock	WM
Cold Saw	SOCO, 14- 1/2" blade, manual, New, Stock	WM
Cold Saw	SOCO, 14-1/2" blade, fully automatic CNC, new, stock	WM
Cold Saw	MEP, 14" Blade, Tiger 350 SX, Semi Automatic., Pre-Owned.	WM
Cold Saw	SOCO, Automatic, Model 350 FA, 4" Cap., Pre-Owned	WM
Cold Saw	HYD-MECH Cold Saw, 370-2CNC, Fully Automatic, 12 Hp, 2017, Pre-owned	WM
ROLL-IN, Vertical Bandsaw,	BAXTER, 115B, 10" x 13" Capacity, 18" x 30" Table, 3/4 Hp Motor, 110 Volt	SM

SAWS

ROLL-IN, Vertical Bandsaw, E.R. MAIER, KM1012, 10" x 12" Capacity, 18" x 30" Table, 1 Hp Motor, 110 Volt (3)	SM
ROLL-IN, Vertical Bandsaw, VERTICUT, 115B, 10" x 13" Capacity, 18" x 30" Table, 3/4 Hp Motor, 110 Volt	SM
Vertical Saw HYD-MECH, V18, 45 Degree tilt L & R, Pre-Owned	WM

SHEARS

4' x 10 ga	SAMPSON, Hydraulic Shear, New, Stock	WM
3' x 16 ga	TENNSMITH, Foot Shear, New, In Stock	WM
36" x 16 ga	BROWN BOGGS, Manual Gap Shear, 18" Throat, Foot Pedal	SM
4' x 16 ga	TENNSMITH, Foot Shear, New, In Stock	WM
4' x 16 ga	TENNSMITH Pneumatic Shear, new, stock	WM
4' x 16 ga	TENNSMITH Hydraulic Shear, new, stock	WM
4' x 16 ga	SAMPSON Foot Shear .Pre-owned	WM
50" x 16 ga	EDWARDS, Pneumatic Shear, Pneumatic Foot Pedal, Pneumatic Hold Downs	SM
8' x 10 ga	BAYKAL, MGS 2560X 4, mechanical, Power back gauge, Pre-owned	WM
10' x 16 ga	SCHECHTL, SMT 3100 - Electro-Mechanical Shear - IN STOCK	EMP
10' x 14 ga	TENNSMITH LM1014F, Shear, New	WM
10' x 10ga	EMPRO Electro Mechanical Shear, IN STOCK	EMP
10' x 3/8"	ALLSTEEL, Pre-Owned Hydraulic Shear	EMP
10' x 1/4"	EMPRO Hydraulic Shear,	EMP
10' x 1/4"	BAYKAL Hydraulic Swing Beam Shear, new, stock	WM
10' x 16 ga	JOUANEL Electro-Mechanical Shear, IN STOCK	EMP
10' x 14 ga	TENNSMITH LM1014F, Shear, New	WM
10' x 1/4"	EMPRO Hydraulic Shear	EMP
10' x 1/4"	BAYKAL Hydraulic Swing Beam Shear, new, stock	WM
10' x 1/4"	Haco, Hydraulic, Model TS 3006, Mot. Back Gauge, 110" Squaring Arm, Pre-owned	WM
10' x 3/8"	BAYKAL Hydraulic, CNC, Guillotine Shear, 2021, Rear Sheet Support, pre-owned, stock	WM
10' x 1/2"	BAYKAL Hydraulic Shear, MGH 3113, new, stock	WM
52" x 14 ga	SAMPSON, Hydraulic, 40 SPM, Single/Continuous, Electric Foot Pedal, 3 Hp, 550 Volt	SM
52" x 14 ga	EMPRO Hydraulic Shears, H5214- 220/1, 220/3, & 575/3 Phase	EMP
60" x 14 ga	EMPRO, Model H6014 - 60" x 14 Ga Hydraulic Shears	EMP

SHEET METAL EQUIPMENT

FLAGLER	20ga. Pittsburg Machine, new, stock	WM
FLAGLER	24ga. Junior Pittsburg Machine, new, stock	WM
VICON	S and Drive cleat rollformer, with pittsburg rolls and 4-1 rolls and slitter, NEW	WM
VICON	20ga., Snap Lock Button Punch, new stock	WM
LOCKFORMER	Band Saw, Model 24S, Pre-owned	WM
LOCKFORMER	20 Ga. Pittsburgh and Drive cleat Rolls, Pre-owned	WM
ROPER WHITNEY	Pexto, Model 3617 Swager, 18Ga. Pre-owned	WM
Pipe Groover	Seamer, 48" motorized, 4" Cap.	WM
BROWN BOGGS	30" Barfolder, Model 22A30, Pre-owned	WM
MORLIN	24Ga. Lockforming machine " Porta Pitts", with stand, Pre-owned	WM
ROTEX	Manual Turret Punch on stand, 18 stations (2)	WM
EMPRO	STOCK - 10 Ga Rotary Machine c/w Hydraulic Top Shaft Control	EMP
EMPRO	STOCK - EMT-7R Power Rotary Machine	EMP
EMPRO	STOCK - 25, 35, and 50 KVA Spot Welders - STOCK	EMP
BETECH	STOCK - Pre-owned Betech Oval Roller - Stock	EMP
LOCKFORMER	STOCK - Pre-owned 18 Ga Pittsburgh Rollformer	EMP

TUBE MACHINERY

ADDISON MCKEE	Tube End former, Model FM-150ER, 6" Capacity, 2006, Pre-owned	WM
SPIRAL HELIX	3600 Tubeformer	EMP

STEVENS MACHINERY SALES INC.



WEBER DEBURRING & EDGE FINISHING MACHINE



AUTOMECC CNC CONTROLS FOR PRESS BRAKES

NATIONAL HAND BRAKES AND SHEARS



COASTONE CNC ELECTRIC PRESS BRAKES

**OUR USED MACHINES LOOK AND RUN "LIKE NEW"
CHECK THE WEBSITE!**

LARGEST INVENTORY OF SMALL USED PUNCH PRESSES

- 2 TON AZIMUTH, 1" ST, OBI, 4-5/8" SH, 1/3 HP, 110 V
- 4 TON ALCECO, 1-1/4" ST, OBI, 5-3/4" SH, 1/3 HP, 110 V
- 4 TON ALCECO, 1-1/4" ST, OBI, Z9-3/8" SH, 1/3 HP, 110 V
- 4 TON ALCECO, 1-1/4" ST, OBI, 12-1/4" SH, 1/3 HP, 110 V
- 4 TON ALCECO, 1-1/4" ST, OBI, AIR ACT. CLUTCH, 1/3 HP, 110 V
- 4 TON ALCECO, 1-1/4" ST, OBI, X8" THROAT, 1/3 HP MOTOR
- 4 TON ALCECO, 1-1/4" ST, OBI, 12" THROAT, 1/3 HP MOTOR
- 5 TON BENCHMARK, 1-1/4" ST, OBI, 6-1/4" SH, AIR ACT. PALMS, 1/2 HP, 110 VOLT
- 8 TON ALVA ALLEN, 1-1/2" ST, OBI, 7" SH, 1/2 HP, 110 V
- 8 TON ALVA ALLEN, 2-3/4" ST, OBI, 8-3/4" SH, 10" TH, 1/2 HP
- 8 TON ALCECO, 1-1/2" ST, 6" SH, OBI, 1 HP, 550 VOLT
- 10 TON ALCECO, 1-3/4" ST, 6-3/4" SH, OBI, 1 HP, 550 VOLT
- 12 TON ALVA ALLEN, 1-3/4" ST, OBI, 8" SH, OBI, 3/4 HP, 550 VOLT
- 20 TON BLOW, 2" ST, 7-3/4" SH, OBI, 1 HP, 550 VOLT
- 22 TON NIAGARA, 2" ST, 8-3/4" SH, OBI, AIR ACT. PALMS, FOOT PEDAL
- 25 TON YOSHINO, A/C, PALMS, MULTI PUNCH DIE FOR PIERCING
- 28 TON BROWN BOGGS, 2-1/2" ST, OBI, AIR ACT. FOOT PEDAL, 2 HP
- 30 TON BROWN BOGGS, 2-1/2" ST, 9" SH, OBI, 2 HP, 550 VOLT
- 35 TON PERKINS, 2" ST, 8" SH, OBI, AIR ACT. FOOT PEDAL, 3 HP
- 40 TON BROWN BOGGS, 2-1/2" ST, OBI, 10-1/4" SH, 3 HP, 550 VOLT
- 44 TON ALCECO, 3" ST, 10" SH, OBI, MECH. CLUTCH, 2 HP, 550 VOLT

LARGEST INVENTORY OF USED ROLL-IN BANDSAWS

- BAXTER, MODEL 115 B, 18" X 30" TABLE, 3/4 HP, 110 VOLT
- BAXTER, MODEL 115 B, 18" X 30" TABLE, 3/4 HP, 110 VOLT
- E.R. MAIER, MODEL KM 1012, 18" X 30" TABLE, 1 HP, 110 VOLT
- E.R. MAIER, MODEL KM 1012, 18" X 30" TABLE, 1 HP, 110 VOLT
- E.R. MAIER, MODEL KM 1012, 18" X 30" TABLE, 1 HP, 110 VOLT

MORE MACHINES AVAILABLE IN-STOCK

CALL OR EMAIL FOR PRICES OR VISIT TO SEE THEM UNDER POWER!

STEVENS MACHINERY
Sales Inc.

26 Airview Road, Unit #A, Etobicoke (Toronto) ON., M9W 4P2

Ph: 416-798-3611 • TF: 1-866-798-3611 • Email: andrew@stevensmachine.com

www.stevensmachine.com

KUBES STEEL

— WHERE METAL TAKES SHAPE



Largest Metal Bending Capacity In Canada



50 YEARS ANNIVERSARY




Canada's Source For Bending Beams, Angles, Tube, Pipe & Plate



1-877-327-8357

www.kubesteel.com

kubes@kubesteel.com



Oblong Punches and Dies

IO16 OBLONG Punches and Dies		IO20 OBLONG Punches and Dies		IO26 OBLONG Punches and Dies	
IO16 - IO55	IO20 - IO59	IO26 - IO62			
IO16 Punches \$65.00	IO55 Dies \$70.00	IO20 Punches \$70.00	IO59 Dies \$70.00	IO26 Punches \$82.00	IO62 Dies \$82.00



Punch Tools	CST	CPD	AP	GF	Mechant	Piranha	Mubea
116	219	F16	119	37		DH	H1
120	221	F20	121	40		EA	H2
126	228	F26	128	45		EF	

Punch Tools	CST	CPD	AP	GF	Mechant	Piranha	Mubea
155	413	F55	313	81		JB	H1
159	417	F59	317	82		JC	H2
162	419	F62	319	85		JF	

KEYWAYS & WHISTLE STOPS
FURNISHED UPON REQUEST!



To view our complete Oblong Stock List go to:
<http://punchtools.com/ironworker>

Press Brake Louver Tools

Capacity to 12GA Stainless



For a video demonstration and more information go to:
<http://punchtools.com/louwer>

Punch Tools Inc.

Toll Free: 1.800.668.4996 • Website: www.punchtools.com • Email: orders@punchtools.com

Proudly Made in Canada by Punch Tools

WELDING EQUIPMENT

- Spot Welder 25 KVA, WELDOMATIC, Spot Welder, 18" Throat, Weltronic Decade 5 Control, Air Foot Pedal, 550 Volt SM
- Spot Welder 18 KVA, REX, 14" Arms, Water Cooled Tips, Mech. Treadle, 550 Volt SM
- Spot Welder 15 KVA, WELDOMATIC, 7-1/2" Arms, Water Cooled Tips, Mech. Treadle, 550 Volt SM
- Spot Welder 10 KVA, WELDOMATIC, 12" Arms, Water-Cooled Tips, Mech. Treadle, 550 Volt SM
- Wirefeeder FRONIUS, VR1500, Robotic, 4 Roller Drive, Digital Controlled For 3 rd Axis, New SM
- SAND BLAST CABINET Pre-Owned, Model P-3636-6, Pressure Dry Blast Cabinet EMP

MISCELLANEOUS EQUIPMENT

- Air Compressor - 10 HP, 80 Gallon Horizontal Tank, Two Stage Piston Vee Head, 550 Volt SM
- Air Compressor - 15 HP, 120 Gallon Hor. Tank, Two Stage Piston Vee Head, 550 Volt SM
- ROPPER WHITNEY - Rotary Turning, 24ga., Pre-owned WM
- SPRIRAL HELIX - 5" - 5", Gorelocker Sport Plus EMP

ANGLE/CHANNEL/FLAT/ROUNDS/SQUARES/EXP METAL/ PLATE

106 pcs	Angle 1 3/4 x 1 3/4 x 3/16 x 3.833'	SALIT STEEL
110 pcs	Angle 1 3/4 x 1 3/4 x 3/16 x 4'	SALIT STEEL
40 pcs	Angle 2 x 2 x 3/8 x 14' -3"	SALIT STEEL
24 pcs	Angle 3 x 2 1/2 x 3/8 x 6'-4" to 6'-8"	SALIT STEEL
96 pcs	Channel - 4 x 5.4 x 4.583'	SALIT STEEL
35 pcs	Channel - 7 x 9.8 x 10'	SALIT STEEL
2 tons	Flat Bar 1/4 x 2 3/4 x 20'	SALIT STEEL
2 tons	Flat Bar - 1/4 x 4 1/2 x 20'	SALIT STEEL
2 tons	Flat Bar 5/16 x 2 1/2 x 20'	SALIT STEEL
5 tons	Flat Bar 5/16 x 3 x 20'	SALIT STEEL
3 tons	Flat Bar 5/16 x 3 1/2 x 20'	SALIT STEEL
1 ton	Flat Bar 3/8 x 2 1/4 x 20'	SALIT STEEL
1 ton	Flat Bar 5/8 x 2 x 20' - no MTR's	SALIT STEEL
1 tons	Flat Bar 1/2 x 2 3/4 x 20'	SALIT STEEL
2 tons	Flat Bar 5/8 x 1 x 20'	SALIT STEEL
2 tons	Flat Bar 5/8 x 1 1/4 x 20'	SALIT STEEL
2 tons	Flat Bar 1 x 7 x 20'	SALIT STEEL
2 tons	Flat Bar 1 1/4 x 5 x 20'	SALIT STEEL
28 pcs	Round Bar - 1 3/8" rds x 15'	SALIT STEEL
6 pcs	Plate - 1 1/4" x 96 x 240 - 50W	SALIT STEEL
3 pcs	Plate - 2" x 96 x 240 - 50W	SALIT STEEL
9 pcs	1" - 12F Expanded Metal 48 x 96	SALIT STEEL

PIPE

194 pcs	1 1/4" sch 40 x 21' - A53B, Threaded and Coupled	SALIT STEEL
132 pcs	1 1/2" sch 40 x 21' - A53B, Threaded and Coupled	SALIT STEEL
312 pcs	2 1/2" sch 10 x 21'-A53B no MTR's	SALIT STEEL

TUBE AND PIPE

65 pcs	1 1/2" od x .120 wall x 24' - Pickled and Oiled	SALIT STEEL
12 pcs	4 x 4 x .375 x 5'-2"	SALIT STEEL
12 pcs	5 x 5 x .250 x 10' - 50WC - Rusty	SALIT STEEL
5 pcs	5 x 5 x .250 x 12.5' - 50WC - Rusty	SALIT STEEL
6 pcs	5 x 5 x .375 x 12.5' - 50WC - Rusty	SALIT STEEL
35 pcs	4" od x .313 x 6.27' - A500C	SALIT STEEL
39 pcs	4" od x .313 x 6.27' - A500C	SALIT STEEL
27 pcs	4 1/2" od x .375 x 22.25' - A500C - no stencil	SALIT STEEL
7 pcs	8 5/8" od x .188 x 42' - Painted Black	SALIT STEEL
22 pcs	8 5/8" od x .250 x 48' - Painted Black	SALIT STEEL
14 pcs	8" od x .375 x 48' - Painted Black	SALIT STEEL
1 pcs	9 5/8" od x .250 wall x .42'	SALIT STEEL
2 pcs	10" od x .625 x 22.417' - A500C	SALIT STEEL
1 pcs	10" od x .625 x 19.25' - A500C	SALIT STEEL
1 pc	10" od x .625 x 12.583' - A500C	SALIT STEEL
8 pcs	8 x 3 x .250 x 48' - rusty, no MTR's,	SALIT STEEL
33 pcs	8 x 3 x .375 x 24' - rusty, no MTR's	SALIT STEEL
9 pcs	8 x 3 x .500 x 24' - rusty, no MTR's	SALIT STEEL
1 pcs	8 x 6 x .500 x 30' - rusty, no MTR's	SALIT STEEL
3 pcs	8 x 8 x .500 x 48' - rusty, no MTR's	SALIT STEEL
1 pcs	8 x 8 x .500 x 45' - rusty, no MTR's	SALIT STEEL
1 pcs	10 x 10 x .625 x 55' - 50W Class C	SALIT STEEL
20 pcs	12 x 8 x .250 x 55.667' - A500C	SALIT STEEL
1 pcs	14 x 4 x .375 x 48' - A500C	SALIT STEEL
1 pcs	14 x 14 x .375 x 20' A500C	SALIT STEEL
1 pcs	14 x 14 x .500 x 50' - A500C	SALIT STEEL
1 pcs	14 x 14 x .500 x 35.667' - A500C	SALIT STEEL
1 pcs	16 x 8 x .313 x 21.167	SALIT STEEL
1 pcs	16 x 12 x .313 x 27.083' A500C	SALIT STEEL
1 pc	16 x 12 x .500 x 34' - A500C	SALIT STEEL



Welders Helper
welding supplies for less

Canada's Premier Online Welding Supply Shop!



Canadian owned and operated.

WE OFFER THE MOST ITEMS OF ANY CANADIAN ONLINE WELDING SUPPLY SITE.

Wires & Electrodes	Welders Accessories	Safety	Abrasives	Helmets	Gas Apparatus	Machines	Shop All	Rebates
--------------------	---------------------	--------	-----------	---------	---------------	----------	----------	---------



Wires & Electrodes



Welders Accessories



Safety



Abrasives



Helmets



Gas Apparatus



Welding Machines

PROMO CODE: Use SM5 for 5% Off

www.WeldersHelper.com

IMPORTANT NOTICE

Steel Marketplace is Updating it's Mailing List.

To ensure you remain on our mailing list and continue to receive your **FREE** subscription to Steel Marketplace magazine, please choose **ONE** of the following options below to reserve your permanent subscription.

www.SteelMarketplace.com
STEEL FEBRUARY 2019
 Vol. 26 No. 02
MARKETPLACE
 CONNECTING BUYERS & SELLERS IN THE FABRICATING AND METAL WORKING INDUSTRY

RICHMOND
 www.richmondsteelcanada.com

NEW PRODUCTS
 4140 CD ANNEALED FLATS, SQUARES, ROUNDS

METRIC PRECISION GROUND SHAFT
 C1045, 4140 HTSR, STLS 304

C1018 COLD FINISHED BAR (Rounds, Squares, Flats)	C1045 PRECISION GROUND SHAFT UP TO 6"
HR ROUNDS 1018, 1045 4340, 4140 HTSR/ANN	HR SQUARES UP TO 4" HR FLATS UP TO 2" x 6"

580-B Arvin Avenue, Stoney Creek, ON L8E 5P1
 Ph: 905-664-9911 Fax: 905-664-9912
 Toll Free: 1-888-649-9911
www.richmondsteelcanada.com

1. Please complete the form and fax to 905-685-4766.

Company Name: _____

Contact Name: _____

Street Address: _____

City: _____ **Prov.:** _____ **Postal Code:** _____

Phone: _____

Email: _____

Subscribe, Please Check this box.

Unsubscribe, Please Check this box.

OR

2. Go Online to:
www.steelmarketplace.com/subscribe-steel-marketplace/
 and complete the online form for subscription updating.

Fax To Steel Marketplace @ 905-685-4766



HYBRID POWER

Introducing the iBend H Series

Up to 50% more energy efficient
20% faster



226-907-2422
mvdcanada.com

 **EUROSTAMP TOOLING**
the Italian excellence

Precision tooling at excellent prices



Trumpf style



Wila style



Bystronic style



HACO SHEAR BLADES
10' X 1/2" - \$1,600.00



STEEL MARKETPLACE

12 - 111 Fourth Ave., Suite #351 St. Catharines, ON L2S 3P5 Phone: 905-685-4766

Email: info@steelmarketplace.com Website: www.steelmarketplace.com

To re-direct, cancel or obtain additional copies, please email your request to:
info@steelmarketplace.com

Publisher: Colin Klein Design & Layout: Peak Digital Imaging Inc.

NEXT ISSUE: AUGUST 2024
CLOSING DATE FOR NEXT ISSUE: JULY 23, 2024

Published Monthly & Distributed Across Canada

For Advertising & Rate Please Call

1-800-263-1440

Steel Marketplace Publication and Logo Copyright © 2013. All rights reserved.
No part of this publication may be reproduced without the express permission from the publisher.
The publisher assumes no responsibility for statements or claims made by advertisers.

JULY 2024 ADVERTISERS INDEX

<u>COMPANY</u>	<u>PAGE</u>	<u>COMPANY</u>	<u>PAGE</u>
Central Rail Supply	4	Modern Tools	FC
Fabricating Machinery Solutions (FMS)	5	Salit Steel	15
FMS SLAGHOG	2	Punch Tools	10
Kubes Steel	8 - 9	Stevens Machinery	6 - 7
MC Machinery	3	Welder's Helper	11
Machine Solutions	13	Westway Machinery Ltd.	BC

SALIT STEEL

SALIT GROUP OF COMPANIES

www.salitsteel.com

Salit Steel is made up of an integrated network of companies and partners that together provide a full range of solutions through our Service Centre and Rebar Fabrication Division.

With operations in Ontario, Quebec and Western Canada, we are passionate about delivering outstanding service and value.



Reinforcing Steel Products



Black Rebar



Mesh Rebar and Rolls



Deformed and Smooth Wire



Stainless Rebar



Modular Rebar



Glass Fibre Reinforced Polymer (GFRP)



Fabricated Rebar



Cold Drawn Wire

LOCATIONS TO SERVE YOU:

HEAD OFFICE NIAGARA

7771 Stanley Ave., P.O. Box 837,
Niagara Falls, ON L2E 6V6
Head Office: 905-354-5691 • Fax: 905-356-0809
Toll Free: 1-800-263-7110

Salit Steel Welland

90 Centre St., Welland, ON L3B 5N9
Ph: 905-735-9993 • Fax: 905-735-3955
Toll Free: 1-866-924-0837

Products: Reinforcing Products (Wire & Mesh), Specialty Products (Assembled Rebar), Service Centre
Services: Fabrication, Warehousing, Delivery, Detailing, Estimating, Cutting, Welding (CWB)

Salit Steel Bowmanville

222 Baseline Rd., Bowmanville, ON L1C 1A4
Ph: 905-623-5544 • Fax: 905-623-5564
Toll Free: 1-866-623-5544

Products: Reinforcing Products (Rebar & Mesh), Service Centre, Housing
Services: Fabrication, Painting, Warehousing, Delivery

Salti Steel Burlington

921 Zelco Drive, Burlington, ON L7L 4Y2
Ph: 905-333-3975 • Fax: 905-333-4510

Products: Reinforcing Product (Rebar)
Services: Fabrication, Warehousing, Delivery

Salit Steel Chatham

35 Ivan Rd., Chatham-Kent, ON N7M 5J4
Toll Free: 1-866-434-0067

Products: Reinforcing Products (Rebar)
Services: Fabrication, Warehousing, Delivery

Salit Steel Concord

300 Connie Crescent, Concord, ON L4K 5W6
Ph: 4905-354-5691 • Toll Free: 1-800-263-7110

Products: Reinforcing Products (Rebar)
Services: Fabrication, Warehousing, Delivery

Salit Steel Etobicoke

43 Bethridge Road, Toronto, ON M9W 1M6
Ph: 416-745-1403 • Fax: 416-745-1227

Products: Reinforcing Products (Rebar), Modular Rebar
Services: Fabrication, Warehousing, Delivery, Installation

Salit Steel Fort Erie

411 Central Avenue, Fort Erie, ON L2E 6X8
Ph: 905-735-9993 • Fax: 905-991-9884

Toll Free: 1-866-924-0837
Products: Reinforcing Products (Rebar, Mesh, and Wire)
Services: Assembly, Rebar Fabrication, Warehousing, Delivery

**Same Day Pick-Up
or Next Day Delivery**

FABMaster

HYDRAULIC IRONWORKERS & PUNCHING MACHINES



Pipe Notching



Angle Bending



Punching



Rounding off
Corners



Press Brake



Punching



Radius Corners



Pipe Punching



Cutting and
Rounding off



Bilateral
Rounding off



Round Bar Shear



Square Bar Shear



Channel Shear



I Beam Shear



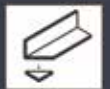
Angle Shear



HIGHEST
QUALITY
BEST
VALUE.



Flat Bar Shear



Angle Miter Shear



Vee Notching



Notching



Notching



Westway Machinery Ltd.
www.westwaymachinery.com

647-308-5985