

STEEL®

MARKETPLACE

CONNECTING BUYERS & SELLERS IN THE FABRICATION AND METAL WORKING INDUSTRY

SALIT STEEL

SALIT GROUP OF COMPANIES

www.salitsteel.com

Salit Steel is made up of an integrated network of companies and partners that together provide a full range of solutions through our Service Centre and Rebar Fabrication Division.

With operations in Ontario, Quebec and Western Canada, we are passionate about delivering outstanding service and value.

Service Centre Products



Hollow Structural Steel (HSS)



Plate



Wide Flange Beams



Merchant Bar



Mechanical Tube



Cold Finished Bar



Painted Beams, Lintels and Posts

Reinforcing Steel Products



Black Rebar



Mesh Rebar and Rolls



Deformed and Smooth Wire



Stainless Rebar



Modular Rebar



Glass Fibre Reinforced Polymer (GFRP)



Fabricated Rebar



Cold Drawn Wire

HEAD OFFICE NIAGARA

7771 Stanley Ave., P.O. Box 837, Niagara Falls, ON L2E 6V6

Head Office: 905-354-5691 • Fax: 905-356-0809

Toll Free: 1-800-263-7110

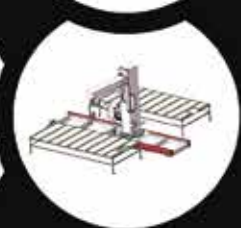
**Same Day Pick-Up
or Next Day Delivery**

WELDMATIC

AUTOMATION



Welding Made Easy: Simple, Affordable and Tailored for You!



What are we offering?

- Plug, Teach & Weld in under 30 minutes
- Customized solution to meet your needs with our positioners & tracks
- Grow Smarter - Upgrade anytime to elevate your capabilities including Laser Seam Finder, Offline Robotic Programming, easy-to-learn Fast Pendant Pro and many more!
- Applications: including MIG, TIG & Laser Welding
- Brand-agnostic: we work with power sources including Miller, Lincoln and Fronius based on YOUR PREFERENCE

STARTING AT **CAD\$40K**

Contact Us Today!



info@weldmatic.ca
(236) 333-9174



weldmatic.ca



“THE MITSUBISHI LASER IS OUR *WORKHORSE* AT OLYMPIC STEEL”



Si Cha
Olympic Steel


Plant Manager
Fabrication Division
Buford, Georgia



Scan to learn more

With the latest in artificial intelligence (AI) and gas reduction technology, the new GX-F ADVANCED Series of two-dimensional fiber lasers delivers more power while using less nitrogen.

Artificial intelligence is a branch of computer science that automates intelligent behavior and machine learning. This means the machine itself can learn from data and adjust performance without human intervention.



Visit us at
FABTECH
BOOTH # S17034
OCTOBER 15-17, 2024
ORLANDO, FL

For more info, visit mcmachinery.com





STANDARD SLAGHOG®
For Lasers Up To 12kW
(Min Slat Spacing 1.75")

SLAGHOG® HD
For Lasers Over 12kW
(Min Slat Spacing 1.75")

NARROW SLAGHOG®
For Lasers Up To 12kW
(Min Slat Spacing 1.25")



SLAT SHIELD PLUS



RHINO HAMMER

SLAGHOG™ efficiently removes slag from your **CO2** or **Fiber Laser** slats.

It increases the life of your slats, reduces down-time due to slat change out and helps maximize actual production time. It works great on steel or copper slats. A standard laser table can typically be cleaned in about **10 minutes** by a single operator. Call for more information.



1.866.995.9910



Fabricating Machinery Solutions Inc. +

www.fmscanada.ca

FMS is the exclusive Canadian distributor of the Slag Hog slat cleaner.

MACHINERY

LISTING CONTACT:

SM - STEVENS MACHINERY, TORONTO (REXDALE), ON., PH: 866-798-3611
SALIT STEEL - SALIT STEEL, NIAGARA FALLS, ON., PH: 800-263-7110

WM - WESTWAY MACHINERY, MISSISSAUGA, ON., PH: 905-803-9999
EMP- EMPIRE MACHINERY, WINNIPEG, MB., PH: 800-665-8089

BRAKES MANUAL

3' x 16ga.	Brown Boggs, Box & Pan Brake, 163-B, c/w bench, Pre-owned	WM
4' x 22ga.	TENNSMITH, Bench Brake, new, stock	WM
4' x 22 ga.	ENNSMITH, Box and pan brake - new, stock	WM
4' x 16 ga.	TENNSMITH, Bench Brake - new, stock	WM
4' x 16 ga.	TENNSMITH, Box & Pan Brake, - new, stock	WM
4' x 12 ga.	TENNSMITH, Box & Pan Brake, new, stock	WM
6' x 16 ga.	TENNSMITH, Box and Pan Brake, new, stock	WM
6' x 12 ga.	SAMPSON, Box & Pan Brake, LD612U, new, stock	WM
6 Ft x 14 ga.	D & K (CHICAGO), Used Box & Pan Brake, All 16 Fingers	SM
8' x 18 ga.	TENNSMITH, Used Hand Brake, Made In USA - Ready To Go!	SM
8' x 16 ga.	SAMPSON, New Hand Brake, Heavy Duty, In Stock!	SM
8' x 16 ga.	TENNSMITH - Apron Brake, new, stock	WM
8' x 16 ga.	TIN KNOCKER TK 816 Handbrake	EMP
8' x 16 ga.	WHITCO, Used Hand Brake, Made in USA, SPECIAL PRICE	SM
8' x 12 ga.	EMPRO-Model V-812-6, Manual Box & Pan Brake - STOCK	EMP
8' x 12 ga.	SAMPSON, Apron Brake, new, stock	WM
8' x 12 ga.	SAMPSON, Hydraulic, Box & Pan Brake, New	WM
10' x 18 ga.	TENNSMITH, Apron Brake New, stock	WM
10' x 18 ga.	TENNSMITH - TENNSMITH, Used, Ready To Go - In Stock	WM
10' x 16 ga.	SAMPSON, New Hand Brake, Heavy Duty, In Stock!	SM
10' x 16 ga.	NATIONAL, New Hand Brake, 100% USA MADE	SM
10' x 16 ga.	NATIONAL, ROPER WHITNEY, Used Hand Brake, In Stock	SM
10' x 16 ga.	TENNSMITH, Used Hand Brake, USA Made - In Stock	SM
10' x 16 ga.	SAMPSON, Apron Brake- Pre-owned	WM
10' x 16 ga.	TIN KNOCKER Floor Model Brakes	EMP

BRAKES MANUAL

10' x 16 ga.	MAX-F 10' x 16 GA CNC Folder -Call - IN STOCK	EMP
10' x 14 ga.	EMPRO Model V-1014-6, Manual Box & Pan Brake	EMP

COIL HANDLING & FEEDING

UNCOILER	DURANT, 600 Lb, Manual, 10" Wide x 44" OD, 3 Keeper Arms, Manual Expansion	SM
UNCOILER	Littell Double Sided Stock Reel, 300 Lbs Each Side, 6.5" Wide x 46" OD, Manual, Keeper Arms	SM
UNCOILER	LITTELL, 1400 Lb Capacity, 7-1/2" Width, 34" OD, Keeper Arms, 208/230/460 Volt Motor	SM
UNCOILER	COLT, 2,500 lbs x 10" Wide x 40" OD Coil, Keeper Arms, 1 Hp DC Motor, Variable Speed, 110V	SM
UNCOILER	AMERICAN STEEL, 2,500 lbs x 18" Wide x 48" OD Coil, Keeper Arms, Drag Brake, Manual	SM
UNCOILER	LITTELL, 2,500 lbs x 18" Wide x 54" OD Coil, Keeper Arms, Drag Brake, Manual Expansion	SM
Rapid Air	Feeds in Stock, RAPIDAIR, 2"- 12" wide, New	WM
Motorized Uncoiler	Pre-owned	EMP

DEBURRING & FINISHING MACHINES

BURRMASTER	Tube End Deburring Machines, Single & Double End, High Speed, NEW & USED	SM
WEBER Deburring Machine	PT-1350 DP(6), Abrasive Belt / Planetary Brush, Vacuum Bed, 600 Volt	SM
WEBER Deburring Machine	PT-1350 DR 2, Abrasive Belt / Rotary Brushes, Vacuum Bed, 600 V	SM
WET DUST COLLECTOR UNITS	USED, 3,000 & 5,000 CFM, Stainless Steel, 7-1/2 Hp & 10 Hp,	SM
SOCO	Tube End Chamfering, 4" cap., new, stock	WM
TIMESAVERS	37" Model 2111-13-00, Single head, wet, 2005, Pre-owned	WM
APEX	37" EZ Sander, IN STOCK	EMP
APEX	37" 2 Station Wide Belt / Disc Deburring/Finishing Machine - Stock	EMP
FEIN	STOCK - GX75 2H Belt Grinder	EMP

DRILLS & GRINDERS

EMPRO	Z5030, 1.5" Gear Head Drill Press - IN STOCK	EMP
--------------	--	-----



MODERN TOOL LTD

Machine Tools and Fabrication Equipment since 1960.
Sales & Service

MODERNTOOL.COM

BRAKE PRESSES SHEARS LASERS PLASMAS PLATE ROLLS IRONWORKERS CNC MILLING MACHINES BORING MILLS SAWS
CNC LATHES & MANUAL LATHES GRINDERS ROLL BENDERS PORTABLE MACHINE TOOLS TUBE & PIPE BENDERS



New Products For Your Metal Fabrication Needs.



BENDICROP SERIES OF IRONWORKERS

Each machine is built with two Hydraulic Cylinders,
allowing two operators at the same time,
on any of the 6 workstations listed below:

- Punching Station • Flat Bars Shearing Station • Built-in Bending Station
- Triangular Notching Station • Angle Cutting Station
- Round and Square Bar Shearing Station

Bendicrop 60 Hydraulic Ironworker

Punching and Bending
PUNCHING UP TO 60 TONS



- Bendicrop 60 is available in two versions;
- S version with a standard throat length of 10"
- SD version with an extended throat length of 20"

Capabilities (S & SD Versions):

- Shearing Flat Bar (2^o) 14" x 3/8" (4^o) 12" x 1/2"
- L at 90° 4" x 4" x 1/2"
- Bars 1 3/4" x 1 9/16"
- Punching 1 1/2" x 7/16"
- Bending 6" x 3/8"

Bendicrop 85 Hydraulic Ironworker

Punching, Shearing and Bending
PUNCHING UP TO 80 TONS



- Bendicrop 85 is available in two versions;
- S version with a standard throat length of 12"
- SD version with an extended throat length of 20"

Capabilities:

- Shearing Flat Bar (2.5^o) 18" x 5/8" (5^o) 18" x 3/4"
- L at 90° 4" x 4" x 1/2"
- Bars 1 3/4" x 1 9/16"
- Punching 1 1/2" x 1/2"
- Bending 8" x 1/2"

MODERN TOOL HAS A COMBINED INVENTORY OF OVER 600 MACHINES (BOTH NEW AND USED) FOR QUICK DELIVERY.

PLEASE CONTACT US FOR MORE INFORMATION

ONTARIO OFFICE:

1215 RINGWELL DRIVE, NEWMARKET, ONT., L3Y 8T8
1-905-235-4199

CALGARY OFFICE (HQ):

11488 70TH STREET SE, CALGARY, AB, T2C 4Y3
1-403-236-1150

Newmarket, ON * Calgary, AB * Edmonton, AB * Saskatoon, SK * Atlantic Canada



CENTRAL RAIL SUPPLY LTD.

P.O. BOX 5158, L.C.D. 1, HAMILTON, ONTARIO L8L 8G1



CENTRAL RAIL NEW AND RELAY RAIL MINING RAIL & SWITCHWORK JOINT BARS / TRACKBOLTS FASTENERS

www.centralrailsupply.com

Tel: (905) 521-8477 - Fax: (905) 529-7912

Email: info@centralrailsupply.com

DRILLS & GRINDERS

EMPRO	DM5040, 1.5" Gear Head Drill Press - IN STOCK	EMP
EMPRO	Z5032, 1.5" Variable Speed Drill Press - DEMO - IN STOCK	EMP
BUFFALO	Floor Model Drill, # 18, #3 MT, 1" Capacity, 12" x 12" Table, 1/2 Hp, 110 Volt	SM
BUFFALO	Floor Model Drill, # 18, #3 MT, 1" Capacity, 14" x 14" Table, 1.5 Hp, 550 Volt	SM
ERLO	Geared-Head, #3 MT, TC-30, 1-3/16" Capacity, 16.5" x 15.75" Table, 2 Hp, 575 Volt	SM
6" x 18"	CHEVALIER, Manual Feeds, 19" Long, 7" Cross, Dust Collector Unit, 2 Hp, 575 Volt	SM
6" x 18"	EQUIPTOP, Manual Feeds, 19" Long, & 7" Cross Travel, 1-1/2 Hp, 575 Volt	SM
6" x 78"	HM, Model TAS 150, Angle, Belt, 5HP, 550V	SM
ERLO DRILL	1-1/8", TCA 32, Automatic Down feed, Pre-owned	WM

FEEDER, ELECTRONIC ROLL TYPE

10' x 1/8"	RAS CNC Folder, Model 73.30 FlexiBend, 2008, Pre-owned	WM
10' x 16 Ga	RAS CNC Up/down folder, XL Center, Model 63.30, 2017, Pre-owned	WM

FOLDING MACHINES

12" X 0.125"	MECON Servo Feed, # 250F12, c/w pull thru straightener & floor base, Pre-owned	WM
12" X 0.150"	MECON Servo Feed, # 325F12 c/w pull thru straightener, floor base, Pre-owned	WM

IRON WORKERS

38 ton	FABMASTER, Punch, 12" throat, New, 575/3/60	WM
55 ton	FABMASTER, 4" angle, 12" flat, 1-1/4" bar, New, In Stock	WM
60 ton	FABMASTER, Punch, 12" throat, New, Stock	WM
60 Ton	Marvel 60 Ton, Model MSIW60D - IN STOCK	EMP
66 ton	FABMASTER, 4" angle, 14" flat, 1-1/2" bar, brake, New, Stock	WM
66 ton	FABMASTER, 5" angle, 14" flat, 1-1/2" bar, New, Stock	WM
88 ton	FABMASTER, 6" angle, 18" flat, 1-3/4" bar, New, Stock	WM
88 ton	FABMASTER Punch, 20" throat, New, Stock	WM
110 ton	FABMASTER, 6" angle, 24" flat, 1-3/4" bar, New, Stock	WM
135 ton	FABMASTER, 6" angle, 24" flat, 2" bar, New	WM
180 ton	FABMASTER, 8" angle, 30" flat, 2-1/4" bar, New, Stock	WM
180 ton	Durma Ironworker, Model 165/300, 8" x 8" x 5/8" Angle, 29" x 3/4" Flat shear, 2013, Pre-owned	WM

LASERS

EMPRO	5' x 10' HVAC Plasma Cutting Table c/w Shop Data Software	EMP
MACHITECH	Silver Cut Plasma Tables	EMP
ESAB	SGX3000 with 200I Plasma Source - Gantry & Control	EMP

NOTCHERS

CORNER NOTCHING DIES	- Various Sizes and Capacities in stock	SM
DIACRO,	16 GAUGE X 6" X 6" - DIACRO, Manual Notcher, on stand	SM
HACO	Pre-owned 1/4" 90 Degree Fixed Angle Hydraulic Notcher	EMP
RMD-BAILEIGH	3" Tube Notcher, TN800	WM
PROMEAM	Variable Angle Notcher, Versa 206, 8" x 8" x 6mm Cap., Pre-owned	WM

PLASMA TABLES

EMPRO	STOCK - 10 Ga 90 Degree Fixed Angle Hydraulic Notcher	EMP
MACHITECH	STOCK - Machitech Silver Cut Plasma Tables c/w Pmax 65	EMP
EBF	Pre-owned 6' x 12' Plasma Table with XPR 300 Plasma Source	EMP
5 X10	Multicam, Plasma 3000, Hypertherm XPR 300, with water table, new 2020, Pre-owned	WM

PRESSES

1/2 ton	EMG (NEW), Manual Impact Press, 1" Stroke, 0.008" Impact Stroke	SM
1-1/2 ton	EMG (NEW), Manual Toggle Press, 2.4" Stroke, 9.85" Shut Height	SM
2 ton	AZIMUTH, OBI, Bench Model, 1" St, 4-5/8" SH, Mechanical, 1/3 Hp, 110 Volt	SM
3 ton	MANUAL ARBOR PRESS, 5-1/2" Thrt 12-1/2" Open Height, On Stand	SM
3 1/2 ton	ALCECO, OBI, 1-1/4" St, 5-3/4" SH, Bench Model, 1/4 Hp, 110 Volt	SM
4 ton	ALCECO, OBI, 1-1/4" St, 5-3/4" SH, Bench Model, 1/2Hp, 110 Volt	SM
4 ton	ALCECO, OBI, 4-8DT, 8" Throat, 1-1/4" St, Mech Clutch, 1/3 Hp, 208/230/460 Volt	SM
4 ton	AZIMUTH, OBI, 4-DT12, 12" Throat, 1-1/4" St, 5-3/4" SH, 1/3 Hp, 110 Volt	SM
5 ton	WHITNEY JENSEN, Kick Press, 24" Deep Throat, Floor Model	SM
8 ton	ALVA ALLEN, OBI, 1-1/2" St, 7" SH, Mech Clutch, Floor Standing, 1/2 Hp, 110 Volt	SM
8 ton	ALVA ALLEN, OBI, 2-3/4" St, 8-3/4" SH, 10" Deep Throat, Floor Standing, 3/4 Hp, 550 Volt	SM
8 ton	ALCECO, OBI, 1-1/2" St, 6" SH, Mech Clutch, Mounted On Steel Bench, 1 Hp, 550 Volt	SM
10 ton	ALCECO, OB, 12" Deep Throat, 1-3/4" St, 6-3/4" SH, Mech. Clutch, 1 Hp, 550 Volt	SM
12 ton	ALVA ALLEN, OBI, 1-3/4" St, 8" SH, Mech Clutch, Floor Standing, 3/4 Hp, 550 Volt	SM
20 ton	BLOW, OBI, 2" St, 7-3/4" SH, Mech. Clutch, 1 Hp, 550 Volt	SM
20 ton	BROWN BOGGS, 2" Stroke, 11" x 20" Bed, Mechanical Clutch, 1-1/2 Hp, 550 Volt	SM
22 ton	NIAGARA, OBI, 2" St, 8-3/4" SH, Air Act. Mech Clutch, Palms, Foot Pedal	SM
28 ton	BROWN BOGGS, OBI, 2-1/2" St, 6-3/4" SH, Mech. Foot Pedal, 2 Hp, 550 Volt	SM
28 ton	BROWN BOGGS, OBI, 2-1/2" St, 6-3/4" SH, Air Act Mech Clutch, 2 Hp, 550 Volt	SM
30 ton	BROWN BOGGS, OBI, 2-1/2" St, 9" SH Over Bed, Mechanical Clutch, 2 Hp, 550 Volt	SM
30 ton	BROWN BOGGS, OBI, 2-1/2" St, 6-3/4" SH, Air Act Mech Clutch, 2 Hp, 550 Volt	SM
35 ton	PERKINS, OBI, 2" St, 10" SH, Air Act. Mech Clutch, Foot Pedal, 3 Hp, 460/3/60 Volt	SM
40 ton	BROWN BOGGS, OBI, 2-1/2" St, 10-1/4" SH, Mech. Clutch, 3 Hp, 550 Volt	SM
44 ton	ALCECO, OBI, 3" St, 10" SH, 28" x 18" Bed, Mech. Clutch, 3 Hp, 550 Volt	SM
60 ton	BROWN BOGGS, 17.5 IJA, 5" str. Air clutch, light curtains, 86 SPM, Pre-owned	WM
66 ton	SEYI SN1-66S, new	WM
121 ton	SEYI SN1-121, new	WM

PRESS BRAKES

ELECTRIC CNC PRESS BRAKE (NEW) - COASTONE (MADE IN FINLAND SINCE 2004), NEW	SM	
ELECTRIC CNC 2 D GRAPHIC CONTROLS, 34" X 25 TON TO 13 FT X 165 TON, 3 AXIS TO 7	SM	
AXIS LASER GUARDS, SERVO DRIVE BALL SCREWS TO RAM WITH ENCODERS, CNC	SM	
RAM CROWNING (STANDARD ON ALL MACHINES OVER 6 FT), 550 VOLT, PSR READY,	SM	
TRAINING & INSTALLATION	SM	
BOLSTER For Press Brake - 12' L x 2-1/2" H x 3" W, 1/2" Top Slot c/w Grub screws, Tang On Bottom	SM	
40 ton x4'	MITSUBISHI, Servo Electric Press Brake	EMP

QUALITY MACHINES - NEW & USED

WE OFFER OVER 40 YEARS OF EXPERIENCE TO ENSURE YOU PURCHASE THE CORRECT MACHINE FOR YOUR PRODUCTION!



WEBER DEBURRING & EDGE FINISHING MACHINE

AUTOMECC CNC CONTROLS FOR PRESS BRAKES

NATIONAL HAND BRAKES AND SHEARS

COASTONE CNC ELECTRIC PRESS BRAKES

AIR COMPRESSORS

10 Hp, 80 Gallon Horizontal Tank, Two Stage Piston Vee Head, 550 Volt
 15 Hp, 120 Gallon Horizontal Tank, Two Stage Piston Vee Head, 550 Volt
BRAKES, MANUAL
 8" x 18 Gauge, TENNSMITH, Used Hand Brake, Made In USA -Ready To Go!
 8 Ft 16 Gauge, SAMPSON, New Hand Brake, Heavy Duty, In Stock!
 10 Ft x 6 Gauge, SAMPSON, New Hand Brake, Heavy Duty, In Stock!
 10 Ft x 16 Gauge, NATIONAL, New Hand Brake, 100% USA MADE
 10 Ft x 16 Gauge, TENNSMITH, New Hand Brake, 100% USA MADE - Stock

COIL HANDLING & FEEDING

UNCOILER - DURANT, 600 Lb, Manual, 10" Wide x 44" OD, 3 Keeper Arms, Manual Expansion
 UNCOILER - Littell Double Sided, 300 Lbs Each Side, 6.5" Wide x 46" OD, Manual, Keeper Arms
 UNCOILER - Littell, 600 Lb Capacity, 10" Width x 44" OD Coil, Keeper Arms, 110 Volt Motor
 UNCOILER - Littell, 1400 Lb Capacity, 7-1/2" Width, 34" OD, Keeper Arms, 208/230/460 Volt Motor
 UNCOILER - COLT, 2,500 lbs x 10" Wide x 40" OD Coil, Keeper Arms, 1 Hp DC Motor, Variable Speed, 110 V
 UNCOILER - AMERICAN STEEL, 2,500 lbs x 18" Wide x 48" OD Coil, Keeper Arms, Drag Brake, Manual
 UNCOILER - K. VOGEL, 2,500 lbs x 18" Wide x 48" OD Coil, Keeper Arms, 1 Hp DC Motor, Var Speed, 550 Volt
 UNCOILER - LITTELL, 2,500 lbs x 18" Wide x 60" OD Coil, Keeper Arms, 1 Hp Motor, 550 Volt
 UNCOILER - AMERICAN, 4,000 lbs 3 Keeper Arms, Manual Expansion, Drag Brake

DEBURRING & FINISHING MACHINES

BURRMASTER, Tube End Deburring Machines, Single & Double End, High Speed, NEW & USED
 DOWNDRAFT TABLE, 3' X 6', SOURCETEC, SCT-36, 4,252 cfm, steel grates, water trays, 7.5 Hp, 575 Volt
 WEBER Deburring Machine, TTSC IP(2)-1100, Abrasive Belt /Planetary Brush, Vacuum Bed, 600 Volt
 WEBER Deburring Machine, PT-1350 DR 2, Abrasive Belt/ Rotary Brush, Vacuum Bed, 600 Volt
 WET DUST COLLECTOR UNIT, 3,000 CFM, Stainless Steel, Model: C7, 7-1/2 Hp Motor, 480 Volt

DRILLS

BUFFALO Floor Model Drill, # 18, #3 MT, 1" Capacity, 12" x 12" Table, 1/2 Hp Motor, 110 Volt
 BUFFALO Floor Model Drill, # 18, # 3 MT, 1" Capacity, 14" x 14" Table, 1.5 Hp, 550 Volt
 ERLO Geared-Head, # 3 MT, TC-30, 1-3/16" Capacity, 16.5" x 15.75" Table, 2 Hp, 575 Volt
 SOLBERGA Geared-Head, # 4 MT, 5/8" Chuck & Arbor, Power Down Feed, 2 Speed Motor, 550 Volt

GRINDERS

6" x 18" - CHEVALIER, Manual Feeds, 19" Long, 7" Cross, Dust Collector Unit, 2 Hp, 575 Volt
 6" x 18" - EQUIPTOP, Manual Feeds, 19" Long, & 7" Cross Travel, 1-1/2 Hp, 575 Volt
 6" x 78" - HM, Model TAS 150, Angle, Belt, 5HP, 550V

NOTCHERS

CORNER NOTCHING DIES - Various Sizes and Capacities in stock
 16 GAUGE X 6" X 6" - DIACRO, Manual Notcher, on stand

PRESSES

1/2 ton - EMG (NEW), Manual Impact Press, 1" Stroke, 0.008" Impact Stroke
 1-1/2 ton - EMG (NEW), Manual Toggle Press, 2.4" Stroke, 9.85" Shut Height
 2 ton - AZIMUTH, OBI, Bench Model, 1" St, 4-5/8" SH, Mechanical, 1/3 Hp, 110 Volt
 3 ton - MANUAL ARBOR PRESS, 5-1/2" Throat, 12-1/2" Open Height, On Stand

PRESSES

4 ton - ALCECO, OBI, 1-1/4" St, 5-3/4" SH, 1/3 Hp, Bench Model, 110 Volt
 4 ton - ALCECO, OBI, 1-1/4" St, 9-3/8" SH, 4" Throat, Mech. Clutch, Bench Model, 1/3 Hp, 110 Volt
 4 ton - ALCECO, OBI, 1-1/4" St, 12-1/4" SH, 4" Throat, Mech. Clutch, Bench Model, 1/3 Hp, 110 Volt
 4 ton - ALCECO, OBI, 1-1/4" St, 5-3/4" SH, 4" Throat, Floor Model, Air Act. Mech. Clutch, 1/3 Hp, 110 Volt
 4 ton - ALCECO, OBI, 4-8DT, 8" Throat, 1-1/4" St, Mech Clutch, 1/3 Hp, 208/230/460 Volt
 5 ton - WHITNEY JENSEN, Kick Press, 24" Deep Throat, Floor Model
 8 ton - ALVA ALLEN, OBI, 1-1/2" St, 7" SH, Mech Clutch, Floor Standing, 1/2 Hp, 110 Volt
 8 ton - ALVA ALLEN, OBI, 2-3/4" St, 8-3/4" SH, 10" Deep Throat, Floor Standing, 3/4 Hp, 550 Volt
 8 ton - ALCECO, OBI, 1-1/2" St, 6" SH, Mech Clutch, Mounted On Steel Bench, 1 Hp, 550 Volt
 10 ton - ALCECO, OBI, 12" Deep Throat, 1-3/4" St, 6-3/4" SH, Mech. Clutch, 1 Hp, 550 Volt
 12 ton - ALVA ALLEN, OBI, 1-3/4" St, 8" SH, Mech Clutch, - 3/4 Hp, 550 Volt
 15 ton - ROUSSELLE, OBI, 2" St, 7-3/4" SH, Mechanical Clutch, 1 Hp, 550 Volt
 20 ton - BLOW, OBI, 2" St, 7-3/4" SH, Mech. Clutch, 1 Hp, 550 Volt
 22 ton - NIAGARA, OBI, 2" St, 8-3/4" SH, Air Act. Mech Clutch, Palms, Foot Pedal
 25 ton - YOSHINO, PIERCING, 1/2" Stroke, Air Clutch, 575 Volt, Palms, Safety Control
 28 ton - BROWN BOGGS, OBI, 2-1/2" St, 6-3/4" SH, Air Act Mech Clutch, 2 Hp, 550 Volt
 30 ton - BROWN BOGGS, OBI, 2-1/2" St, 9" SH Over Bed, Mechanical Clutch, 2 Hp, 550 Volt
 30 ton - BROWN BOGGS, OBI, 2-1/2" St, 6-3/4" SH, Air Act Mech Clutch, 2 Hp, 550 Volt
 30 ton - BROWN BOGGS, OBI, 6" St, 9-3/4" SH, Air Act Mech Clutch, 3 Hp, 550 Volt
 40 ton - BROWN BOGGS, OBI, 2-1/2" St, 10-1/4" SH, Mech. Clutch, 3 Hp, 550 Volt
 44 ton - ALCECO, OBI, 3" St, 10" SH, 28" x 18" Bed, Mech. Clutch, 3 Hp, 550 Volt

PRESS BRAKES

ELECTRIC CNC PRESS BRAKES (NEW) - COASTONE (MADE IN FINLAND SINCE 2004),
 2 D GRAPHIC CONTROLS, 34" X 25 TON TO 13 FT X 165 TON, 3 AXIS TO 7 AXIS, LASER GUARDS,
 SERVO DRIVE BALL SCREWS TO RAM WITH ENCODERS, CNC RAM CROWNING (STANDARD ON
 ALL MACHINES OVER 6 FT, 550 VOLT, PSR READY, TRAINING & INSTALLATION
 12 Ft Bottom Die Holder, 2-1/2" H x 3" W x 1/2" Top Slot, Grub Screws Every 10 3/4" H x 12 1/2" W Tang on Bottom

PUNCHING MACHINES

UNIPUNCH & STRIPPIT "C" PUNCHES - All Sizes - Over 100 - boxes of punches & dies - all sizes
 CLINCHING TOOL, NORLOK, Flange Wason, Portable, Air/Oil Booster Unit, 2 Pieces of 14 Gauge, 110 Volt
 ROTEX, 8 ton, 18 Station, Manual Turret Punch, #18C-2.25, 26" Throat, All Punches & Dies, Great For Sheet Metal Shop!

SAWS

Band Saw, Vertical, KBC, 18" Throat, Blade Welder, Var. Speeds, 23" x 17" Table, 2 Hp, 220/60/1 Volt
 Band Saw, Vertical, FRIGGI, 20" Throat, Blade Welder, Var. Speeds, 27" x 27" Table, Coolant, 10" Blade Height
 BAND SAW, Vertical, T-JAW, Model 700D, 28" Throat, 29" x 27" Table, Blade Welder & Grinder, 2 Hp, 550 Volt
 Cold Saw, DELTA, 10" Blade, Aluminium, Drip Coolant, 48" Infeed/Outfeed Extensions, 5 Hp Motor, 575 Volt
 Radial Arm Saw, DEWALT, 18" Carbide Tipped Blade, 26" Travel, 5 Hp Motor, 575 Volt
 ROLL-IN, Vertical Bandsaw, BAXTER, 115B, 10" x 13" Capacity, 18" x 30" Table, 3/4 Hp Motor, 110 Volt
 ROLL-IN, Vertical Bandsaw, E.R. MAIER, KM1012, 10" x 12" Capacity, 18" x 30" Table, 1 Hp Motor, 110 Volt
 ROLL-IN, Vertical Bandsaw, VERTICUT, 115B, 10" x 13" Capacity, 18" x 30" Table, 3/4 Hp Motor, 110 Volt

SHEARS

16 ga. X 50" - EDWARDS, Pneumatic Shear, Pneumatic Foot Pedal, Pneumatic Hold Downs
 14 ga. x 52" - SAMPSON, Hydraulic, 40 SPM, Single/Continuous, Electric Foot Pedal, 3 Hp, 550 Volt

WELDERS

25 KVA, WELDOMATIC, Spot Welder, 18" Throat, Weltronic Decade 5 Control, Air Foot Pedal, 550 Volt
 18 KVA, REX, Spot Welder, 14" Arms, Water Cooled Tips, Mech. Treadle, 550 Volt
 15 KVA, WELDOMATIC, Spot Welder, 7-1/2" Arms, Water Cooled Tips, Mech. Treadle, 550 Volt
 10 KVA, WELDOMATIC, Spot Welder, 12" Arms, Water-Cooled Tips, Mech. Treadle, 550 Volt

STEVENS MACHINERY
 Sales Inc.

26 Airview Road, Unit #A, Etobicoke (Toronto) ON., M9W 4P2
 Ph: 416-798-3611 • T: 1-866-798-3611 • Email: andrew@stevensmachine.com
www.stevensmachine.com

PRESS BRAKES

60 ton x 6'	ACCURPRESS , Model 7606 , ETS 3000 control , Pre-owned	WM
65 ton x 8'	PIRANHA- ALLSTEEL , Hydraulic, machined for Angles , Pre-owned	WM
140 ton x 8'	Wysong, 7 axis CNC, Pre-owned	WM
148 ton x 10'	EMPRO Hydraulic Press Brake	EMP
110 ton x 10'	SAFAN E-Brake, new in stock	WM
110 ton x 10'	DURMA , Pre-owned 8' x 110 Ton Hydraulic Press Brake	EMP
132 ton x 10'	BAYKAL, 5 axis +crowning, tooling, safety lights, stock	WM
140 ton x 10'	SAFAN E-BRAKE ULTRA, New, In Stock	WM
150 ton x 10'	HACO, PPM 30135, 3 Axis , ATL 500 control, Pre-owned	WM
176 ton x 10'	BAYKAL, 7-axis+ crowning, tooling, safety lights, stock	WM
176 ton x 12'	BAYKAL, 5 axis+crowning, tooling, safety laser beams, stock	WM
220 ton x 12'	SAFAN E-BRAKE, new in stock	WM
242 ton x 12'	DURMA, Pre-owned, Hydraulic Press Brake	EMP

PUNCHING MACHINES

"C" PUNCHES, STRIPPIT & UNIPUNCH- All Sizes - Over 100 - boxes of punches & dies - all sizes	SM
CLINCHING TOOL, NORLOK, Flange Watson, Portable, Air/Oil Booster Unit, 2 Pieces of 14 Gauge, 110 Volt	SM
ROTEX, 8 ton, 18 Stations, Manual Turret Punch, #18C-2.25, 26" Throat, All Punches & Dies,	SM

ROLLS - ANGLE, PLATE & TUBE

1.5" x 3/16"	SAHINLER, Angle Roll, PK-30, New	WM
2" x 1/4"	SAHINLER, Angle Roll, HPK-35, new	WM
2" x 1/4"	SAHINLER, Angle Roll, HPK-50, new	WM
2" x 1/4"	SAHINLER Angle Roll, HPK-65	WM
3" x 1/4"	SAHINLER Angle Roll, HPK-80	WM
4" x 3/8"	SAHINLER Angle Roll, HPK-100	WM
60" x 14ga	EMPRO , STOCK - 60" x 14 GA, Powered Slip Roller - R-0520H	EMP
60" x 10ga	EMPRO , STOCK - 60" x 10 GA, Powered Slip Roller - R-0535H	EMP
60" x 10ga	EMPRO , STOCK - 50" x 16 GA, Powered Slip Roller - X5016E	EMP
60" x 10ga	EMPRO , STOCK - 36" x 22 GA, Powered Slip Roller - R3622E	EMP
60" x 1/4"	EMPRO, STOCK- Power Slip Roller - R-0570H	EMP
4' x 16ga	TENNSMITH powered Slip Roll, new,	WM
4' X 10ga.	SAHINLER Plate Roll	WM
4' X 1/8"	SAHINLER, MSM 1270 x 100 , 4" O.D. Rolls , 2022 , pre-owned	WM
5' x 3/16"	SAHINLER Roll	WM
5' x 1/4"	SAHINLER, Hydraulic Roll, New	WM
10' x 5/16"	SAHINLER, HYDRAULIC, 4 ROLL , Model 4R HS 30-260	WM

SAWS

Band Saw Vertical, KBC, 18" Throat, Blade Welder, Var. Speeds, 23" x 17" Table, 2 Hp, 220/60/1 Volt	SM
Band Saw Vertical, FRIGGI, 20" TH, BLD Welder, Var. Speeds, 27" x 27" TBL, Coolant, 10" Blade Hight	SM
Band Saw HYD-MECH DM-10, 9-3/4" round cap., new, stock	WM
Band Saw HYD-MECH Saw, S20M, 13" cap. round, new, stock	WM
Band Saw HYD-MECH Saw, S20P, 13" cap. round, new, stock	WM
Band Saw HYD-MECH Saw, S20P, "cap. round, Pre-Owned, 2018, stock	WM
Band Saw HYD-MECH Saw, S20A, automatic feed, 13" cap., new, stock	WM
Band Saw HYD-MECH Saw, S23A, automatic feed., new in stock	WM
Band Saw DOALL, Model C916S, Swivel base , 9" x 16" capacity, Pre-owned	WM
BAND SAW, Vertical, T-JAW, Mid 700D, 28" Thr, 29" x 27" Table, Blade Welder & Grinder, 2 Hp, 550 Volt	SM
Band Saw 1600 - ELLIS Bandsaw, 10" Round @ 90 degrees , STOCK	EMP
Band Saw ELLIS, Model 1800, Mitering Bandsaw, STOCK	EMP
Band Saw Model 2000 Mitering Bandsaw - STOCK	EMP
Band Saw Hyd-Mech, Pre-owned S23 Horizontal Bandsaw	EMP
Radial Arm Saw DEWALT, 18" Carbide Tipped Blade, 26" Travel, 5 Hp Motor, 575 Volt Cold Saw	SM
COLD SAW DELTA, 10" Blade, Aluminium, Drip Coolant, 48" Infeed/Outfeed Extensions, 5 Hp Motor, 575 Volt	SM
Cold Saw ELUMATEC High Speed Saw, 15" blade, for aluminum	WM
Cold Saw SOCO, 11" blade, manual, new, stock	WM
Cold Saw SOCO, 12-1/2" blade, manual, new, stock	WM
Cold Saw SOCO, 14- 1/2" blade, manual, New, Stock	WM
Cold Saw SOCO, 14-1/2" blade, fully automatic CNC, new, stock	WM
Cold Saw MEP, 14" Blade , Tiger 350 SX , Semi Automatic., Pre- Owned.	WM
Cold Saw SOCO, Automatic, Model 350 FA, 4" Cap. , Pre-Owned	WM
Cold Saw HYD-MECH Cold Saw , 370-2CNC, Fully Automatic , 12 Hp., 2017, Pre-owned	WM
ROLL-IN, Vertical Bandsaw, BAXTER, 115B, 10" x 13" Capacity, 18" x 30" Table, 3/4 Hp Motor, 110 Volt	SM
ROLL-IN, Vertical Bandsaw, E.R. MAIER, KM1012, 10" x 12" Capacity, 18" x 30" Table, 1 Hp Motor, 110 Volt (3) SM	SM

SAWS

ROLL-IN, Vertical Bandsaw, E.R. MAIER, KM1012, 10" x 12" Capacity, 18" x 30" Table, 1 Hp Motor, 110 Volt (3) SM	SM
ROLL-IN, Vertical Bandsaw, VERTICUT, 115B, 10" x 13" Capacity, 18" x 30" Table, 3/4 Hp Motor, 110 Volt	SM
Veritcal Saw HYD-MECH, V18, 45 Degree tilt L & R, Pre-Owned	WM

SHEARS

4' x 10 ga	SAMPSON, Hydraulic Shear, New, Stock	WM
3' x 16 ga	TENNSMITH, Foot Shear, New, In Stock	WM
4' x 16 ga	TENNSMITH, Foot Shear, New, In Stock	WM
4' x 16 ga	TENNSMITH, Foot Shear, Pre-Owned	WM
4' x 16 ga	TENNSMITH Pneumatic Shear, new , stock	WM
4' x 16 ga	TENNSMITH Hydraulic Shear, new , stock	WM
4' x 16 ga	SAMPSON Foot Shear .Pre-owned	WM
50" x 16 ga	EDWARDS, Pneumatic Shear, Pneumatic Foot Pedal, Pneumatic Hold Downs	SM
10' x 16 ga	SCHECHTL., SMT 3100 - Electro-Mechanical Shear - IN STOCK	EMP
10' x 14 ga	ROPER WHITNEY - Pre-owned 10M14, Electro-Mechanical Shear	EMP
10' x 14 ga	ROPER WHITNEY - Pre-owned 10M14E, Electro Mechanical Shear	EMP
10' x 14 ga	TENNSMITH LM1014F, Shear, New	WM
10' x 1/4"	EMPRO Hydraulic Shear,	EMP
10' x 1/4"	BAYKAL Hydraulic Swing Beam Shear, new, stock	WM
10' x 16 ga	JOUANEL Electro-Mechanical Shear, IN STOCK	EMP
10' x 14 ga	TENNSMITH LM1014F, Shear, New	WM
10' x 1/4"	EMPRO Hydraulic Shear	EMP
10' x 1/4"	BAYKAL Hydraulic Swing Beam Shear, new, stock	WM
10' x 1/4"	Haco, Hydraulic, Model TS 3006 , Mot. Back Gauge, 110" Squaring Arm, Pre-owned	WM
10' x 3/8"	BAYKAL Hydraulic, CNC, Guillotine Shear, 2021, Rear Sheet Support, pre-owned, stock	WM
10' x 1/2"	BAYKAL Hydraulic Shear, MGH 3113, new, stock	WM
12' x 1/4ga	WYSONG, Hydraulic, 36" CNC B Gauge, Sq. Arm, Two Sup. Arms, 20 Hp, 550 Volt - SPECIAL PRICE	SM
52" x 14 ga	SAMPSON, Hydraulic, 40 SPM, Single/Continuous, Electric Foot Pedal, 3 Hp, 550 Volt	SM
52" x 14 ga	EMPRO Hydraulic Shears, H5214- 220/1, 220/3, & 575/3 Phase	EMP
60" x 14 ga	EMPRO, Model H6014 - 60" x 14 Ga Hydraulic Shears	EMP

SHEET METAL EQUIPMENT

20ga. Pittsburg Machine, new, stock	WM
24ga. Junior Pittsburg Machine, new, stock	WM
S and Drive cleat rollformer, with pittsburg rolls and 4-1 rolls and slitter, NEW	WM
20ga., Snap Lock Button Punch, new stock	WM
LOCKFORMER Band Saw, Model 24S, Pre-owned	WM
LOCKFORMER 20 Ga. Pittsburgh and Drive cleat Rolls, Pre-owned	WM
ROPER WHITNEY Pexto , Model 3617 Swager , 18Ga. Pre-owned	WM
Pipe Groover Seamer , 48" motorized , Pre-owned	WM
24Ga. Lockforming machine " Porta Pitts" , with stand, Pre-owned	WM
Manual Turret Punch on stand , 18 stations (2)	WM
STOCK - 10 Ga Rotary Machine c/w Hydraulic Top Shaft Control	EMP
STOCK - EMT-7R Power Rotary Machine	EMP
STOCK - 25, 35, and 50 KVA Spot Welders - STOCK	EMP
STOCK - Pre-owned 18 Ga Pittsburgh Rollformer	EMP
STOCK - Pre-owned 1" S-LOCK ROLLFORMER	EMP
STOCK - UKV 150, 5" Box & Pan Brake	EMP

TUBE MACHINERY

ADDISON MCKEE Tube End former, Model FM-150ER, 6" Capacity, 2006, Pre-owned	WM
SPIRAL HELIX 3600 Tubeformer	EMP

WELDING EQUIPMENT

25 KVA, WELDOMATIC, Spot Welder, 18" Throat, Weltronic Decade 5 Control, Air Foot Pedal, 550 Volt	SM
18 KVA, REX, 14" Arms, Water Cooled Tips, Mech. Treadle, 550 Volt	SM
15 KVA, WELDOMATIC, 7-1/2" Arms, Water Cooled Tips, Mech. Treadle, 550 Volt	SM
FRONIUS, VR1500, Robotic, 4 Roller Drive, Digital Controlled For 3 rd Axis, New	SM
SAND BLAST CABINET Pre-Owned, Model P-3636-6, Pressure Dry Blast Cabinet	EMP

MISCELLANEOUS EQUIPMENT

Air Compressor - 10 HP, 80 Gallon Horizontal Tank, Two Stage Piston Vee Head, 550 Volt	SM
Air Compressor - 15 HP, 120 Gallon Hor. Tank, Two Stage Piston Vee Head, 550 Volt	SM
Rotary Turning, 24ga., Pre-owned	WM
SPRIRAL HELIX - 5" - 5", Gorelocker Sport Plus	EMP

CHOOSING WHICH PLASMA SYSTEM IS JUST ONE PHONE CALL AWAY!

AKS accu-kut: The “cornerstone” machine of your fab shop!



Plate Cutting - Sheet Metal - Contour Cutting - Bevel Cutting - Part Nesting - HSS Tube & Pipe Cutting - I Beams

Need a “Do-it-all” plasma machine in your shop?

Want an advantage over your competition?

Looking for accurate parts, while maintaining maximum uptime?

Looking to take advantage of the latest Hypertherm cutting technology?

NOW AVAILABLE WITH HYPERTHERM XPR 460 SYSTEM.

GET the AKS accu-kut with optional robo-kut bevel head and optional tube-kut and leave your competition behind!

Improve your production uptime, maximizing your money making opportunities.

The AKS accu-kut machine: A heavy-duty, unitized machine tool, with numerous options and user friendly Hypertherm Edge-Connect controller.

ASK US ABOUT OUR COMPLETE LINE OF MAINTENANCE & CONSUMABLE PRODUCTS

1.866.995.9910

FMS | Fabricating Machinery Solutions Inc. 

www.fmscanada.ca

Oblong Punches and Dies



IO16 OBLONG Punches and Dies		IO20 OBLONG Punches and Dies		IO26 OBLONG Punches and Dies	
IO16 - IO55	IO20 - IO59	IO26 - IO62	IO16 - IO55	IO20 - IO59	IO26 - IO62
\$65.00	\$65.00	\$70.00	\$70.00	\$82.00	\$82.00

KEYWAYS & WHISTLE STOPS
FURNISHED UPON REQUEST!



To view our complete Oblong Stock List go to:
<http://punchtools.com/ironworker>

Punch Cross Reference Table							
Punch Tools	CST	CPD	AP	GF	Mechant	Piranha	Mubea
I16	219	F16	119	37	DH	H1	
I20	221	F20	121	40	EA	H2	
I26	228	F26	128	45	EF		

Die Cross Reference Table							
Punch Tools	CST	CPD	AP	GF	Mechant	Piranha	Mubea
I55	413	F55	313	81	JB	H1	
I59	417	F59	317	82	JC	H2	
I62	419	F62	319	85	JF		

Press Brake Louver Tools

Capacity to 12GA Stainless



For a video demonstration and more information go to:
<http://punchtools.com/louwer>

Punch Tools Inc.

Toll Free: 1.800.668.4996 • Website: www.punchtools.com • Email: orders@punchtools.com

Proudly Made in Canada by Punch Tools

ANGLE/CHANNEL/FLAT/ROUNDS/SQUARES/EXP METAL/ PLATE

106 pcs	Angle 1 3/4 x 1 3/4 x 3/16 x 3.833'	SALIT STEEL
110 pcs	Angle 1 3/4 x 1 3/4 x 3/16 x 4'	SALIT STEEL
40 pcs	Angle 2 x 2 x 3/8 x 14' -3"	SALIT STEEL
22 pcs	Angle 3 x 2 x 1/4 x 8.083'	SALIT STEEL
99 pcs	Angle 3 x 2 x 1/4 x 16'	SALIT STEEL
24 pcs	Angle 3 x 2 1/2 x 3/8 x 6'-4" to 6'-8"	SALIT STEEL
36 pcs	Channel - 12 x 25 x 8' to 8.25'	SALIT STEEL
2 tons	Flat Bar - 1/4 x 4 1/2 x 20'	SALIT STEEL
2 tons	Flat Bar 5/16 x 2 1/4 x 20'	SALIT STEEL
3 tons	Flat Bar 5/16 x 3 1/2 x 20'	SALIT STEEL
1 ton	Flat Bar 5/8 x 2 x 20' - no MTR's	SALIT STEEL
2 tons	Flat Bar 5/8 x 1 x 20'	SALIT STEEL
2 tons	Flat Bar 1 x 7 x 20'	SALIT STEEL
2 tons	Flat Bar 1 1/4 x 5 x 20'	SALIT STEEL
28 pcs	Round Bar - 1 3/8" rds x 15'	SALIT STEEL
6 pcs	Plate - 1 1/4" x 96 x 240 - 50W	SALIT STEEL
3 pcs	Plate - 2" x 96 x 240 - 50W	SALIT STEEL
6 pcs	AR Plate - 3/16 x 96 x 288 - AR400	SALIT STEEL
9 pcs	1" - 12F Expanded Metal 48 x 96	SALIT STEEL
40 pcs	34" - 16F GALV. Exp Metal - 34 x 74.5	SALIT STEEL

PIPE

194 pcs	1 1/2" sch 40 x 21' - A53B, Threaded and Coupled	SALIT STEEL
132 pcs	1 1/2" sch 40 x 21' - A53B, Threaded and Coupled	SALIT STEEL
10 tons	1 1/2" sch 10 x 21'	SALIT STEEL
312 pcs	2 1/2" sch 10 x 21'-A53B no MTR's	SALIT STEEL

TUBE AND PIPE

19 pcs	5 x 5 x .250 x 10' - 50WC - Rusty	SALIT STEEL
6 pcs	5 x 5 x .375 x 12.5' - 50WC - Rusty	SALIT STEEL
31 pcs	4" od x .313 x 6.27' - A500C	SALIT STEEL
39 pcs	4" od x .313 x 6.27' - A500C	SALIT STEEL
24 pcs	4 1/2" od x .375 x 22.25' - A500C - no stencil	SALIT STEEL
7 pcs	8 5/8" od x .188 x 42' - Painted Black	SALIT STEEL
22 pcs	8 5/8" od x .250 x 48' - Painted Black	SALIT STEEL
14 pcs	8" od x .375 x 48' - Painted Black	SALIT STEEL
2 pcs	10" od x .625 x 22.417' - A500C	SALIT STEEL
1 pcs	10" od x .625 x 19.25' - A500C	SALIT STEEL
1 pc	10" od x .625 x 12.583' - A500C	SALIT STEEL
8 pcs	8 x 3 x .250 x 48' - rusty, no MTR's	SALIT STEEL
33 pcs	8 x 3 x .375 x 24' - rusty, no MTR's	SALIT STEEL
9 pcs	8 x 3 x .500 x 24' - rusty, no MTR's	SALIT STEEL
3 pcs	8 x 8 x .500 x 48' - rusty, no MTR's	SALIT STEEL
1 pcs	8 x 8 x .500 x 45' - rusty, no MTR's	SALIT STEEL
1 pcs	10 x 10 x .625 x 55' - 50W Class C	SALIT STEEL
17 pcs	12 x 8 x .250 x 55.667' - A500C	SALIT STEEL
1 pcs	14 x 4 x .375 x 48' - A500C	SALIT STEEL
1 pcs	14 x 14 x .375 x 20' - A500C	SALIT STEEL
1 pcs	14 x 14 x .500 x 50' - A500C	SALIT STEEL
1 pcs	14 x 14 x .500 x 35.667' - A500C	SALIT STEEL
1 pcs	16 x 8 x .313 x 21.167	SALIT STEEL
1 pcs	16 x 12 x .313 x 27.083' - A500C	SALIT STEEL
1 pc	16 x 12 x .500 x 34' - A500C	SALIT STEEL
1 pcs	16 x 12 x .500 x 34' - A500C	SALIT STEEL

AUTOMEC CNC GAUGING FOR PRESS BRAKES

- FULL NEW CONTROLS
- UPGRADES TO OLD AUTOMEC PARTS & CONTROLS
- CONVERSIONS FROM HURCO TO AUTOMEC CONTROLS



STEVENS MACHINERY SALES INC.

26 Airview Road, Unit #A, Etobicoke (Toronto) ON., M9W 4P2
Ph: 416-798-3611 • TF: 1-866-798-3611 • Email: andrew@stevensmachine.com



Welders Helper
welding supplies for less

Canada's Premier Online Welding Supply Shop!



Canadian owned and operated.

WE OFFER THE MOST ITEMS OF ANY CANADIAN ONLINE WELDING SUPPLY SITE.

Wires & Electrodes	Welders Accessories	Safety	Abrasives	Helmets	Gas Apparatus	Machines	Shop All	Rebates
--------------------	---------------------	--------	-----------	---------	---------------	----------	----------	---------



Wires & Electrodes



Welders Accessories



Safety



Abrasives



Helmets



Gas Apparatus



Welding Machines

PROMO CODE: Use SM5 for 5% Off

www.WeldersHelper.com

IMPORTANT NOTICE

Steel Marketplace is Updating it's Mailing List.

To ensure you remain on our mailing list and continue to receive your FREE subscription to Steel Marketplace magazine, please choose ONE of the following options below to reserve your permanent subscription.

www.SteelMarketplace.com
STEEL FEBRUARY 2019
 Vol.26 No. 02
MARKETPLACE
 CONNECTING BUYERS & SELLERS IN THE FABRICATION AND METAL WORKING INDUSTRY

NEW PRODUCTS
 4140 CD ANNEALED FLATS, SQUARES, ROUNDS

METRIC PRECISION GROUND SHAFT
 C1045, 4140 HTSR, STLS 304

C1018 COLD FINISHED BAR (Rounds, Squares, Flats)	C1045 PRECISION GROUND SHAFT UP TO 6"
HR ROUNDS 1018, 1045 4340, 4140 HTSR/ANN	HR SQUARES UP TO 4" HR FLATS UP TO 2" x 6"

580-B Arvin Avenue, Stoney Creek, ON L8E 5P1
 Ph: 905-664-9911 Fax: 905-664-9912
 Toll Free: 1-800-543-9911
www.richmondsteelcanada.com

1. Please complete the form and fax to 905-685-4766.

Company Name: _____

Contact Name: _____

Street Address: _____

City: _____ **Prov.:** _____ **Postal Code:** _____

Phone: _____

Email: _____

Subscribe, Please Check this box. **Unsubscribe, Please Check this box.**

OR

2. Go Online to:
www.steelmarketplace.com/subscribe-steel-marketplace/
and complete the online form for subscription updating.

Fax To Steel Marketplace @ 905-685-4766

Kubes Steel Quick Reference Chart for 2-Axis Section Rolling and Bending

Beams Easy Way To 40" section depth	Beams Hard Way To 27" section depth	Beams Swept To 40" section depth	Beams Cambered To 40" section depth	Tee Stem Up/Down To 18" Section Depth	Tee Stem In To 18" Section Depth	Tee Stem Out To 18" Section Depth	Pipe to 42" Diameter
Channel Toe In To 18" section depth	Channel Toe Out To 18" section depth	Channel Hard Way To 18" section depth	Kubes can custom form Channels to your specifications	Square to 10" x 10"	Round to 10 1/2" Diameter	Flat Bar Easy Way To 4" x 22"	Flat Bar Hard Way To 2 3/8" x 16"
Angle Leg In To 8 x 8 x 1 1/4"	Angle Short Leg In To 8 x 8 x 1 1/4"	Angle Long Leg In To 8 x 8 x 1 1/4"	Angle Heel In To 8 x 8 x 1 1/4"	Angle Leg Out To 8 x 8 x 1 1/4"	Angle Short Leg Out To 8 x 8 x 1 1/4"	Angle Long Leg Out To 8 x 8 x 1 1/4"	Angle Heel Out To 8 x 8 x 1 1/4"
Square HSS To 20" x 20"	Square HSS Diagonal To 20" x 20"	Rectangular HSS Easy Way To 20" x 16"	Rectangular HSS Hard Way To 20" x 16"	Round HSS To 42" Diameter	Standard Rail Ball Up To 135# / Yd	Standard Rail Ball In To 135# / Yd	Standard Rail Ball Out To 135# / Yd

KUBES STEEL
WHERE METAL TAKES SHAPE

Canada's Source for:
Structural Section, Pipe, Plate Rolling and Forming
Solutions for Architectural, Structural, Manufacturing,
Mining and Mechanical Process Applications



STEEL PLUS NETWORK LLC



Contact us:
930 Arvin Avenue
Stoney Creek, Ontario
Canada L8E 5Y8
Toll Free: 1.877.327.8357
Telephone: 905.643.1229
Facsimile: 905.643.4003
Email: kubes@kubesteel.com
www.kubesteel.com

ISO 9001

Where service is still personal





STEEL MARKETPLACE

12 - 111 Fourth Ave., Suite #351 St. Catharines, ON L2S 3P5 Phone: 905-685-4766

Email: info@steelmarketplace.com Website: www.steelmarketplace.com

To re-direct, cancel or obtain additional copies, please email your request to:
info@steelmarketplace.com

Publisher: Colin Klein Design & Layout: Peak Digital Imaging Inc.

NEXT ISSUE: OCTOBER 2024
CLOSING DATE FOR NEXT ISSUE: SEPTEMBER 24, 2024

Published Monthly & Distributed Across Canada

For Advertising & Rate Please Call

1-800-263-1440

Steel Marketplace Publication and Logo Copyright © 2013. All rights reserved.
No part of this publication may be reproduced without the express permission from the publisher.
The publisher assumes no responsibility for statements or claims made by advertisers.

SEPTEMBER 2024 ADVERTISERS INDEX

<u>COMPANY</u>	<u>PAGE</u>	<u>COMPANY</u>	<u>PAGE</u>
Automec	10	Modern Tool Ltd.	5
Central Rail Supply	6	Salit Steel	FC
Fabricating Machinery Solutions (FMS)	9	Punch Tools	10
FMS SLAGHOG	4	Stevens Machinery	7
Kubes Steel	13	Welder's Helper	2
MC Machinery	3	Weldmatic	2
Machine Solutions	15	Westway Machinery Ltd.	BC

mvdcanada.com
226-907-2422



TAKE BENDING TO THE NEXT LEVEL



EUROSTAMP TOOLING
the Italian excellence

iLASER


BIG SOLUTIONS FOR SMALLER SPACES

M-series

Fiber Lasers Starting from

\$134,000 (2kW)

\$186,000 (6kW)



FABMaster

HYDRAULIC IRONWORKERS & PUNCHING MACHINES



Pipe Notching



Angle Bending



Punching



Rounding off
Corners



Press Brake



Punching



Radius Corners



Pipe Punching



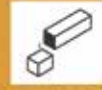
Cutting and
Rounding off



Bilateral
Rounding off



Round Bar Shear



Square Bar Shear



Channel Shear



I Beam Shear



Angle Shear



HIGHEST
QUALITY
BEST
VALUE.



Flat Bar Shear



Angle Miter Shear



Vee Notching



Notching



Notching



Westway Machinery Ltd.
www.westwaymachinery.com

647-308-5985