

www.SteelMarketplace.com

AUGUST 2024 • Vol. 31 No. 08

STEEL®


MARKETPLACE

CONNECTING BUYERS & SELLERS IN THE FABRICATION AND METAL WORKING INDUSTRY

introducing the

iLASER

M - series




Fiber Lasers Starting from
\$134,000 (2kW)
\$186,000 (6kW)



mvdcanada.com



Canada's Premier Online Welding Supply Shop!

 Canadian owned and operated.

**WE OFFER THE MOST ITEMS OF ANY
CANADIAN ONLINE WELDING SUPPLY SITE.**

- | | | | | | | | | |
|--------------------|---------------------|--------|-----------|---------|---------------|----------|----------|---------|
| Wires & Electrodes | Welders Accessories | Safety | Abrasives | Helmets | Gas Apparatus | Machines | Shop All | Rebates |
|--------------------|---------------------|--------|-----------|---------|---------------|----------|----------|---------|



PROMO CODE: Use SM5 for 5% Off

www.WeldersHelper.com

“THE MITSUBISHI LASER IS OUR *WORKHORSE* AT OLYMPIC STEEL”

Si Cha
Olympic Steel
Plant Manager
Fabrication Division
Buford, Georgia



Scan to learn more

With the latest in artificial intelligence (AI) and gas reduction technology, the new GX-F ADVANCED Series of two-dimensional fiber lasers delivers more power while using less nitrogen.

Artificial intelligence is a branch of computer science that automates intelligent behavior and machine learning. This means the machine itself can learn from data and adjust performance without human intervention.



Visit us at
FABTECH
 BOOTH #S17034
 OCTOBER 15-17, 2024
 ORLANDO, FL

For more info, visit mcmachinery.com



MITSUBISHI LASER



STANDARD SLAGHOG®
For Lasers Up To 12kW
(Min Slat Spacing 1.75")



SLAGHOG® HD
For Lasers Over 12kW
(Min Slat Spacing 1.75")



NARROW SLAGHOG®
For Lasers Up To 12kW
(Min Slat Spacing 1.25")





SLAT SHIELD PLUS



RHINO HAMMER

SLAGHOG™ efficiently removes slag from your **CO2** or **Fiber Laser** slats.
It increases the life of your slats, reduces down-time due to slat change out and helps maximize actual production time. It works great on steel or copper slats. A standard laser table can typically be cleaned in about **10 minutes** by a single operator. Call for more information.



1.866.995.9910

FMS Fabricating Machinery Solutions Inc. • www.fmscanada.ca

FMS is the exclusive Canadian distributor of the Slag Hog slat cleaner.



YOUR SINGLE SOURCE FOR FABRICATION MACHINERY SOLUTIONS





FIBER LASER SYSTEM CY2D LAM/SP0015



FIBER LASER SYSTEM CY2D S3015



- Compact Modern Design
- Various machine/table sizes available
- Programmable Laser Beam slope
- Unique options such as Bevel cutting and Feetmark
- Fiber power generator from 110w to 2000w plus
- Cy laser designed EPO cutting board and recode changer

- VERY HIGH MACHINE UPTIME
- Excellent cut quality
- Robust Built Machine tool
- VEGA & VORTEX CURVING technology
- Very high Durability and low maintenance Cost
- Excellent Warranty & Local Service Available

MACHINERY

SM - STEVENS MACHINERY, TORONTO (REXDALE), ON., PH: 866-798-3611
SALIT STEEL - SALIT STEEL, NIAGARA FALLS, ON., PH: 800-263-7110
WM - WESTWAY MACHINERY, MISSISSAUGA, ON., PH: 905-803-9999
EMP- EMPIRE MACHINERY, WINNIPEG, MB., PH: 800-665-8089

BRAKES MANUAL		BRAKES MANUAL	
3' x 16ga. Brown Boggs , Box & Pan Brake , 163-B , c/w bench, Pre-owned	WM	10' x 16 ga. TIN KNOCKER Floor Model Brakes	EMP
4' x 22ga. TENNSMITH, Bench Brake, new, stock	WM	10' x 16 ga. MAX-F 10' x 16 GA CNC Folder -Call - IN STOCK	EMP
4' x 22 ga. ENNSMITH, Box and pan brake - new, stock	WM	10' x 14 ga. EMPRO Model V-1014-6, Manual Box & Pan Brake	EMP
4' x 16 ga. TENNSMITH, Bench Brake - new, stock	WM	10' x 14 ga. ROPER WHITNEY - Pre-owned AB1014, CNC Folder	EMP
4' x 16 ga. TENNSMITH, Box & Pan Brake, - new, stock	WM	COIL HANDLING & FEEDING	
4' x 12 ga. TENNSMITH, Box & Pan Brake , new, stock	WM	UNCOILER DURANT, 600 Lb, Manual, 10" Wide x 44" OD, 3 Keeper Arms, Manual Expansion	SM
6' x 16 ga. TENNSMITH , Box and Pan Brake, new, stock	WM	UNCOILER Littell Double Sided Stock Reel, 300 Lbs Each Side, 6.5" Wide x 46" OD, Manual, Keeper Arms	SM
6' x 12 ga. SAMPSON, Box & Pan Brake, LD612U, new, stock	WM	UNCOILER LITTELL, 1400 Lb Capacity, 7-1/2" Width, 34" OD, Keeper Arms, 208/230/460 Volt Motor	SM
6 Ft x 14 ga. D & K (CHICAGO), Used Box & Pan Brake, All 16 Fingers	SM	UNCOILER COLT, 2,500 lbs x 10" Wide x 40" OD Coil, Keeper Arms, 1 Hp DC Motor, Variable Speed, 110 V	SM
8' x 18 ga. TENNSMITH, Used Hand Brake, Made In USA - Ready To Go!	SM	UNCOILER AMERICAN STEEL, 2,500 lbs x 18" Wide x 48" OD Coil, Keeper Arms, Drag Brake, Manual	SM
8' x 16 ga. SAMPSON, New Hand Brake, Heavy Duty, In Stock!	SM	UNCOILER K. VOGEL 4000 lbs x 18" Wide x 48" OD Coil, Keeper Arms, 1 Hp DC Motor, Var. Speed, 550 Volt	SM
8' x 16 ga. TENNSMITH - Apron Brake, new, stock	WM	UNCOILER LITTELL, 2,500 lbs x 18" Wide x 54" OD Coil, Keeper Arms, Drag Brake, Manual Expansion	SM
8' x 16 ga. TIN KNOCKER TK 816 Handbrake	EMP	Rapid Air Feeds in Stock, RAPIDAIR, 2" - 12" wide, New	WM
8' x 16 ga. WHITCO, Used Hand Brake, Made in USA	SM	Motorized Uncoiler , Pre-owned	EMP
8' x 12 ga. EMPRO-Model V-812-6, Manual Box & Pan Brake - STOCK	EMP	DEBURRING & FINISHING MACHINES	
8' x 12 ga. SAMPSON, Apron Brake , new, stock	WM	BURRMASER Tube End Deburring Machines, Single & Double End, High Speed, NEW & USED	SM
8' x 12 ga. SAMPSON, Hydraulic, Box & Pan Brake, New	WM	WEBER Deburring Machine, PT-1350 DPI(6), Abrasive Belt / Planetary Brush, Vacuum Bed, 600 Volt	SM
10' x 18 ga. TENNSMITH, Apron Brake New, stock	WM	WEBER Deburring Machine, PT-1350 DR 2, Abrasive Belt / Rotary Brushes, Vacuum Bed, 600 V	SM
10' x 18 ga. TENNSMITH - TENNSMITH, Used, Ready To Go - In Stock	WM	WET DUST COLLECTOR UNITS, USED, 3,000 & 5,000 CFM, Stainless Steel, 7-1/2 Hp & 10 Hp,	SM
10' x 16 ga. SAMPSON, New Hand Brake, Heavy Duty, In Stock!	SM	SOCO Tube End Chamfering, 4" cap., new, stock	WM
10' x 16 ga. NATIONAL, New Hand Brake, 100% USA MADE	SM	TIMESAVERS 37" Model 2111-13-00, Single head, wet , 2005, Pre-owned	WM
10' x 16 ga. NATIONAL, , ROPER WHITNEY, Used Hand Brake, In Stock	SM	APEX 37" EZ Sander, IN STOCK	EMP
10' x 16 ga. TENNSMITH, New Hand Brake, 100% USA MADE - Stock	SM	APEX 37" 2 Station Wide Belt / Disc Deburring/Finishing Machine - Stock	EMP
10' x 16 ga. TENNSMITH, Used Hand Brake, USA Made - In Stock	SM	FEIN STOCK - GX75 2H Belt Grinder	EMP
10' x 16 ga. SAMPSON, Apron Brake- Pre-owned	WM		







ACCU-KUT CNC PLASMA CUTTER

- Modular, unitized and fully-welded frame design
- Highest accuracy, rigidity, and stability available
- Dual Plasma system available
- Optional twin-kut
- water or down-draft table
- Latest Hypertherm XPR or HPR technology
- "self cleaning" table option
- Full cut tray option
- also digital camera option

AKS DURAKUT GANTRY PLASMA

- Gantry style machine for heavier applications (up to 22' wide and 200' long)
- robe-kut level head available
- Optional Dry Torch cutting (multiple torches)
- Latest Hypertherm "SecureCut™" technology
- "self cleaning" table option
- also digital camera option

ASK US ABOUT OUR COMPLETE LINE OF MAINTENANCE & CONSUMABLE PRODUCTS

1.866.995.9910



WWW.FMSCANADA.CA

DRILLS & GRINDERS

EMPRO	Z5030, 1.5" Gear Head Drill Press - IN STOCK	EMP
EMPRO	DM5040, 1.5" Gear Head Drill Press - IN STOCK	EMP
EMPRO	Z5032, 1.5" Variable Speed Drill Press - DEMO - IN STOCK	EMP
BUFFALO	Floor Model Drill, # 18, # 3 MT, 1" Capacity, 12" x 12" Table, 1/2 Hp, 110 Volt	SM
BUFFALO	Floor Model Drill, # 18, # 3 MT, 1" Capacity, 14" x 14" Table, 1.5 Hp, 550 Volt	SM
ERLO	Geared Head, # 3 MT, TC-30, 1-3/16" Capacity, 16.5" x 15.75" Table, 2 Hp, 575 Volt	SM
SOLBERGA	Geared Head, # 4 MT, 5/8" Chuck & Arbor, Power Down Feed, 2 Speed Motor, 550 V	SM
6" x 18"	CHEVALIER, Manual Feeds, 19" Long, 7" Cross, Dust Collector Unit, 2 Hp, 575 Volt	SM
6" x 18"	EQUIPTOP, Manual Feeds, 19" Long, & 7" Cross Travel, 1-1/2 Hp, 575 Volt	SM
6" x 78"	HM, Model TAS 150, Angle, Belt, 5HP, 550V	SM
DOWNDRAFT TABLE, 3' X 6', SOURCECETEC, SCT-36, 4,252 cfm, steel grates, water trays, 7.5 hp, 575 Volt	SM	
ERLO DRILL	1-1/8", TCA 32, Automatic Down feed, Pre-owned	WM

FEEDER, ELECTRONIC ROLL TYPE

10' x 1/8"	RAS CNC Folder, Model 73.30 FlexiBend, 2008, Pre-owned	WM
10' x 16 Ga	RAS CNC Up/down folder, XL Center, Model 63.30, 2017, Pre-owned	WM

FOLDING MACHINES

12" X 0.125"	MECON Servo Feed, # 250F12, c/w pull thru straightener & floor base, Pre-owned	WM
12" X 0.150"	MECON Servo Feed, # 325F12 c/w pull thru straightener, floor base, Pre-owned	WM

IRON WORKERS

38 ton	FABMASTER, Punch, 12" throat, New, 575/3/60	WM
55 ton	FABMASTER, 4" angle, 12" flat, 1-1/4" bar, New, In Stock	WM
60 ton	FABMASTER, Punch, 12" throat, New, Stock	WM
60 Ton	Marvel 60 Ton, Model MSIW60D - IN STOCK	EMP
66 ton	FABMASTER, 4" angle, 14" flat, 1-1/2" bar, brake, New, Stock	WM
66 ton	FABMASTER, 5" angle, 14" flat, 1-1/2" bar, New, Stock	WM
88 ton	FABMASTER, 6" angle, 18" flat, 1-3/4" bar, New, Stock	WM
88 ton	FABMASTER Punch, 20" throat, New, Stock	WM
110 ton	FABMASTER, 6" angle, 24" flat, 1-3/4" bar, New, Stock	WM
135 ton	FABMASTER, 6" angle, 24" flat, 2" bar, New	WM
180 ton	FABMASTER, 8" angle, 30" flat, 2-1/4" bar, New, Stock	WM
180 ton	Durma Ironworker, Model 165/300, 8" x 8" x 5/8" Angle, 29" x 3/4" Flat shear, 2013, Pre-owned	WM

LASERS

EMPRO	5' x 10' HVAC Plasma Cutting Table c/w Shop Data Software	EMP
MACHITECH	Silver Cut Plasma Tables	EMP
ESAB	SGX3000 with 2001 Plasma Source - Gantry & Control	EMP

NOTCHERS

CORNER NOTCHING DIES - Various Sizes and Capacities in stock	SM
DIACRO, 16 GAUGE X 6" X 6" - DIACRO, Manual Notcher, on stand	SM
HACO Pre-owned 1/4" 90 Degree Fixed Angle Hydraulic Notcher	EMP
RMD-BAILEIGH 3" Tube Notcher, TN800	WM
PROMECAM Variable Angle Notcher, Versa 206, 8" x 8" x 6mm Cap., Pre-owned	WM

PLASMA TABLES

EMPRO	STOCK - 10 Ga 90 Degree Fixed Angle Hydraulic Notcher	EMP
MACHITECH	STOCK - Machitech Silver Cut Plasma Tables c/w Pmax 65	EMP
EBF	Pre-owned 6' x 12' Plasma Table with XPR 300 Plasma Source	EMP
5 X 10	Multicam, Plasma 3000, Hypertherm XPR 300, with water table, new 2020, Pre-owned	WM

PRESSES

1/2 ton	EMG (NEW), Manual Impact Press, 1" Stroke, 0.008" Impact Stroke	SM
1-1/2 ton	EMG (NEW), Manual Toggle Press, 2.4" Stroke, 9.85" Shut Height	SM
2 ton	AZIMUTH, OBI, Bench Model, 1" St, 4-5/8" SH, Mechanical, 1/3 Hp, 110 Volt	SM
3 ton	MANUAL ARBOR PRESS, 5-1/2" Thrt 12-1/2" Open Height, On Stand	SM
3 1/2 ton	ALCECO, OBI, 1-1/4" St, 5-3/4" SH, Bench Model, 1/4 Hp, 110 Volt	SM
4 ton	ALCECO, OBI, 1-1/4" St, 5-3/4" SH, 1/3 Hp, Bench Model, 1/2Hp, 110 Volt	SM
4 ton	ALCECO, OBI, 1-1/4" St, 9-3/8" SH, 4" Throat, Mech. Clutch, Bench Model, 1/3 Hp, 110 Volt	SM
4 ton	ALCECO, OBI, 1-1/4" St, 9-3/8" SH, 12-1/4" SH, 4" Throat, Mech. Clutch, Bench Model, 1/3 Hp, 110 Volt	SM
4 ton	ALCECO, OBI, 1-1/4" St, 5-3/4" SH, 4" Throat, Floor Model, Air Act. Mech. Clutch, 1/3 Hp, 110 Volt	SM
4 ton	ALCECO, OBI, 4-8DT, 8" Throat, 1-1/4" St, Mech Clutch, 1/3 Hp, 208/230/460 Volt	SM
4 ton	ALCECO, OBI, 4-12DT, 1-1/4" St, 5-3/4" SH, 12" Throat, Mech. Clutch, On Bench, 1/3 Hp Motor	SM
5 ton	WHITNEY JENSEN, Kick Press, 24" Deep Throat, Floor Model	SM
5 ton	BENCHMASTER, OBI, 152E, 1-1/4" St, 6-1/4" SH, Air Act. Mech. Clutch, Palms, 1/2 Hp, 110 Volt	SM
5 ton	MMW, OBI, 1-1/4" St, 6" SH, 7" x 10" Bed, Mech. Clutch, Mech. Foot Treadle, 1/2 Hp, 110 Volt	SM

PRESSES

5 ton	ALCECO, OBI, 1-1/4" St, 6-5/8" SH, Mech. Clutch, Mech. Foot Treadle, 1/2 Hp, 110 Volt	SM
8 ton	ALVA ALLEN, OBI, 1-1/2" St, 7" SH, Mech Clutch, Floor Standing, 1/2 Hp, 110 Volt	SM
8 ton	ALVA ALLEN, OBI, 2-3/4" St, 8-3/4" SH, 10" Deep Throat, Floor Standing, 3/4 Hp, 550 Volt	SM
8 ton	ALCECO, OBI, 1-1/2" St, 6" SH, Mech Clutch, Mounted On Steel Bench, 1 Hp, 550 Volt	SM
10 ton	ALCECO, OBI, 12" Deep Throat, 1-3/4" St, 6-3/4" SH, Mech. Clutch, 1 Hp, 550 Volt	SM
12 ton	ALVA ALLEN, OBI, 1-3/4" St, 8" SH, Mech Clutch, Floor Standing, 3/4 Hp, 550 Volt	SM
20 ton	BLOW, OBI, 2" St, 7-3/4" SH, Mech. Clutch, 1 Hp, 550 Volt	SM
22 ton	NIAGARA, OBI, 2" St, 8-3/4" SH, Air Act. Mech Clutch, Palms, Foot Pedal	SM
28 ton	BROWN BOGGS, OBI, 2-1/2" St, 6-3/4" SH, Air Act Mech Clutch, 2 Hp, 550 Volt	SM
30 ton	BROWN BOGGS, OBI, 2-1/2" St, 9" SH Over Bed, Mechanical Clutch, 2 Hp, 550 Volt	SM
30 ton	BROWN BOGGS, OBI, 2-1/2" St, 6-3/4" SH, Air Act Mech Clutch, 2 Hp, 550 Volt	SM
30 ton	BROWN BOGGS, OBI, 6" St, 9-3/4" SH, Air Act Mech Clutch, 3 Hp, 550 Volt	SM
35 ton	PERKINS, OBI, 2" St, 10" SH, Air Act. Mech Clutch, Foot Pedal, 3 Hp, 460/3/60 Volt	SM
40 ton	BROWN BOGGS, OBI, 2-1/2" St, 10-1/4" SH, Mech. Clutch, 3 Hp, 550 Volt	SM
44 ton	ALCECO, OBI, 3" St, 10" SH, 28" x 18" Bed, Mech. Clutch, 3 Hp, 550 Volt	SM
60 ton	BROWN BOGGS, 17.5 LJA, 5" str. Air clutch, light curtains, 86 SPM, Pre-owned	WM
66 ton	SEYI SN1-66S, new	WM
121 ton	SEYI SN1-121, new	WM

PRESS BRAKES

ELECTRIC CNC PRESS BRAKE (NEW) - COASTONE (MADE IN FINLAND SINCE 2004), NEW	SM	
ELECTRIC CNC 2 D GRAPHIC CONTROLS, 34" X 25 TON TO 13 FT X 165 TON, 3 AXIS TO 7	SM	
AXIS LASER GUARDS, SERVO DRIVE BALL SCREWS TO RAM WITH ENCODERS, CNC	SM	
RAM CROWNING (STANDARD ON ALL MACHINES OVER 6 FT, 550 VOLT, PSR READY,	SM	
TRAINING & INSTALLATION	SM	
BOLSTER For Press Brake - 12' L x 2-1/2" H x 3" W, 1/2" Top Slot c/w Grub screws, Tang On Bottom	SM	
40 ton x 4'	MITSUBISHI, Servo Electric Press Brake	EMP
60 ton x 6'	ACCURPRESS, Model 7606, ETS 3000 control, Pre-owned	WM
65 ton x 8'	PIRANHA- ALLSTEEL, Hydraulic, machined for Angles, Pre-owned	WM
140 ton x 8'	Wysong, 7 axis CNC, Pre-owned	WM
148 ton x 10'	EMPRO Hydraulic Press Brake	EMP
110 ton x 10'	SAFAN E-Brake, new in stock	WM
110 ton x 10'	DURMA, Pre-owned 8' x 110 Ton Hydraulic Press Brake	EMP
132 ton x 10'	BAYKAL, 5 axis + crowning, tooling, safety lights, stock	WM
140 ton x 10'	SAFAN E-BRAKE ULTRA, New, In Stock	WM
150 ton x 10'	HACO, PPM 30135, 3 Axis, ATL 500 control, Pre-owned	WM
176 ton x 10'	BAYKAL, 7-axis+ crowning, tooling, safety lights, stock	WM
176 ton x 12'	BAYKAL, 5 axis+crowning, tooling, safety laser beams, stock	WM
220 ton x 12'	SAFAN E-BRAKE, new in stock	WM
242 ton x 12'	DURMA, Pre-owned, Hydraulic Press Brake	EMP
242 ton x 14'	SALVAGNINI Pre-owned 14' x 242 Ton Hydralic	EMP

PUNCHING MACHINES

6" PUNCHES, STRIPPIT & UNIPUNCH- All Sizes - Over 100 - boxes of punches & dies - all sizes	SM
CLINCHING TOOL, NORLOK, Flange Watson, Portable, Air/Oil Booster Unit, 2 Pieces of 14 Gauge, 110 Volt	SM
ROTEX, 8 ton, 18 Stations, Manual Turret Punch, #18C-2.25, 26" Throat, All Punches & Dies,	SM

ROLLS - ANGLE, PLATE & TUBE

1.5" x 3/16"	SAHINLER, Angle Roll, PK-30, New	WM
2" x 1/4"	SAHINLER, Angle Roll, HPK-35, new	WM
2" x 1/4"	SAHINLER, Angle Roll, HPK-50, new	WM
2" x 1/4"	SAHINLER Angle Roll, HPK-65	WM
3" x 1/4"	SAHINLER Angle Roll, HPK-80	WM
4" x 3/8"	SAHINLER Angle Roll, HPK-100	WM
60" x 14ga	EMPRO, STOCK - 60" x 14 GA, Powered Slip Roller - R-0520H	EMP
60" x 10ga	EMPRO, STOCK - 60" x 10 GA, Powered Slip Roller - R-0535H	EMP
60" x 10ga	EMPRO, STOCK - 50" x 16 GA, Powered Slip Roller - X5016E	EMP
60" x 10ga	EMPRO, STOCK - 36" x 22 GA, Powered Slip Roller - R3622E	EMP
60" x 1/4"	EMPRO, STOCK- Power Slip Roller - R-0570H	EMP
4' x 16ga	TENNSMITH powered Slip Roll, new,	WM
4' X 10ga.	SAHINLER Plate Roll	WM
4' X 1/8"	SAHINLER, MSM 1270 x 100, 4" O.D. Rolls, 2022, pre-owned	WM
5' x 3/16"	SAHINLER Roll	WM
5' x 1/4"	SAHINLER, Hydraulic Roll, New	WM
10' x 5/16"	SAHINLER, HYDRAULIC, 4 ROLL, Model 4R HS 30-260	WM

STEVENS MACHINERY Sales Inc.



WEBER DEBURRING & EDGE FINISHING MACHINE



AUTOMECC CNC CONTROLS FOR PRESS BRAKES



COASTONE CNC ELECTRIC PRESS BRAKES

NATIONAL HAND BRAKES AND SHEARS

NO MATTER IF YOU BUY A NEW OR USED MACHINE SERVICE IS A FACTOR YOU HAVE TO LOOK AT!

AT STEVENS MACHINERY SERVICE IS A PHONE CALL AWAY.

LARGEST INVENTORY OF SMALL USED PUNCH PRESSES

- 2 TON AZIMUTH, 1" ST, OBI, 4-5/8" SH, 1/3 HP, 110 V
- 4 TON ALCECO, 1-1/4" ST, OBI, 5-3/4" SH, 1/3 HP, 110 V
- 4 TON ALCECO, 1-1/4" ST, OBI, Z9-3/8" SH, 1/3 HP, 110 V
- 4 TON ALCECO, 1-1/4" ST, OBI, 12-1/4" SH, 1/3 HP, 110 V
- 4 TON ALCECO, 1-1/4" ST, OBI, AIR ACT. CLUTCH, 1/3 HP, 110 V
- 4 TON ALCECO, 1-1/4" ST, OBI, X8" THROAT, 1/3 HP MOTOR
- 4 TON ALCECO, 1-1/4" ST, OBI, 12" THROAT, 1/3 HP MOTOR
- 5 TON BENCHMASTER, 1-1/4" ST, OBI, 6-1/4" SH, AIR ACT. PALMS, 1/2 HP, 110 VOLT
- 8 TON ALVA ALLEN, 1-1/2" ST, OBI, 7" SH, 1/2 HP, 110 V
- 8 TON ALVA ALLEN, 2-3/4" ST, OBI, 8-3/4" SH, 10" TH, 1/2 HP
- 8 TON ALCECO, 1-1/2" ST, 6" SH, OBI, 1 HP, 550 VOLT
- 10 TON ALCECO, 1-3/4" ST, 6-3/4" SH, OBI, 1 HP, 550 VOLT
- 12 TON ALVA ALLEN, 1-3/4" ST, OBI, 8" SH, OBI, 3/4 HP, 550 VOLT
- 20 TON BLOW, 2" ST, 7-3/4" SH, OBI, 1 HP, 550 VOLT
- 22 TON NIAGARA, 2" ST, 8-3/4" SH, OBI, AIR ACT. PALMS, FOOT PEDAL
- 25 TON YOSHINO, A/C, PALMS, MULTI PUNCH DIE FOR PIERCING
- 28 TON BROWN BOGGS, 2-1/2" ST, OBI, AIR ACT. FOOT PEDAL, 2 HP
- 30 TON BROWN BOGGS, 2-1/2" ST, 9" SH, OBI, 2 HP, 550 VOLT
- 35 TON PERKINS, 2" ST, 8" SH, OBI, AIR ACT. FOOT PEDAL, 3 HP
- 40 TON BROWN BOGGS, 2-1/2" ST, OBI, 10-1/4" SH, 3 HP, 550 VOLT
- 44 TON ALCECO, 3" ST, 10" SH, OBI, MECH. CLUTCH, 2 HP, 550 VOLT

LARGEST INVENTORY OF USED ROLL-IN BANDSAWS

- BAXTER, MODEL 115 B, 18" X 30" TABLE, 3/4 HP, 110 VOLT
- BAXTER, MODEL 115 B, 18" X 30" TABLE, 3/4 HP, 110 VOLT
- E.R. MAIER, MODEL KM 1012, 18" X 30" TABLE, 1 HP, 110 VOLT
- E.R. MAIER, MODEL KM 1012, 18" X 30" TABLE, 1 HP, 110 VOLT
- E.R. MAIER, MODEL KM 1012, 18" X 30" TABLE, 1 HP, 110 VOLT

MORE MACHINES AVAILABLE IN-STOCK

CALL OR EMAIL FOR PRICES OR VISIT TO SEE THEM UNDER POWER!

26 Airview Road, Unit #A, Etobicoke (Toronto) ON, M9W 4P2
 Ph: 416-798-3611 • TF: 1-866-798-3611 • Email: andrew@stevensmachine.com
www.stevensmachine.com





MODERN TOOL LTD

Machine Tools and Fabrication Equipment since 1960

BRAKE PRESSES SHEARS LASERS PLASMAS PLATE ROLLS IRONWORKERS CNC MILLING MACHINES BORING MILLS SAWS CNC LATHES & MANUAL LATHES GRINDERS ROLL BENDERS PORTABLE MACHINE TOOLS TUBE & PIPE BENDERS



New Products For Your Metal Fabrication Needs



BENDICROP SERIES OF IRONWORKERS

Each machine is built with two Hydraulic Cylinders, allowing two operators at the same time, on any of the 6 workstations listed below:

- Punching Station • Flat Bar Shearing Station • Built-in Bending Station
- Triangular Notching Station • Angle Cutting Station
- Round and Square Bar Shearing Station

Bendicrop 60 Hydraulic Ironworker

Punching and Bending
PUNCHING UP TO 60 TONS



Bendicrop 60 is available in two versions;
• S version with a standard throat length of 10"
• SD version with an extended throat length of 20"

Capabilities (S & SD Versions):

- Shearing Flat Bar (2⁰) 14" x 3/8" (4⁰) 12" x 1/2"
- L at 90° 4" x 4" x 1/2"
- Bars 1 3/4" £ 1 9/16"
- Punching 1 1/2" x 7/16"
- Bending 6" x 3/8"

Bendicrop 85 Hydraulic Ironworker

Punching, Shearing and Bending
PUNCHING UP TO 80 TONS



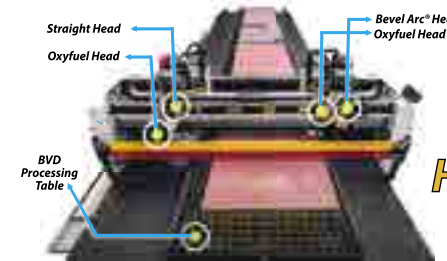
Bendicrop 85 is available in two versions;
• S version with a standard throat length of 12"
• SD version with an extended throat length of 20"

Capabilities (S & SD Versions):

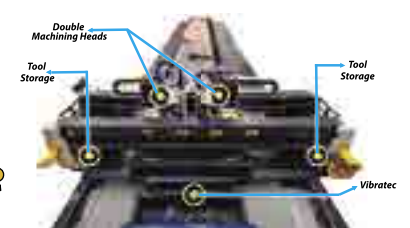
- Shearing Flat Bar (2.5⁰) 18" x 5/8" (5⁰) 18" x 3/4"
- L at 90° 4" x 4" x 1/2"
- Bars 1 3/4" £ 1 9/16"
- Punching 1 1/2" x 1/2"
- Bending 8" x 1/2"



TECOI'S THOR® is the most versatile plate processing station on the market. It enables metal fabricators to produce parts with multiple operations such as milling, drilling, tapping, countersinking, marking, etc.



Thermal Cutting with High Performance Machining



Machining:

- 1 or 2 heads
- Power of 15 22 30 and 50 kW
- Tool storage of 5 8 20 or 32 positions
- 1 t/m clamps locking system
- SK 50 holder
- Tool library in machine control

Oxyfuel Cutting:

- Up to 12 different heads
- IHT and Harris Systems
- Height automatic control
- Independent head with Z axis motorisation
- Automatic gas console

Bevelling:

- BEVEL ARC® exclusive technology
- Inclination from 50° to 50°
- Full cycle in less than 1 2 s
- Automatic callibration
- Seamless rotation
- 5 axis
- Available on plasma oxyfuel

Stocktec®:

- Automatic Plate Storage System
- Independent trays structure that allows immediate plate storage disposal
- Up to 25 tons per tray
- Complete automation of the production line
- Ideal for 4 0 environments

MODERN TOOL HAS A COMBINED INVENTORY OF OVER 600 MACHINES (BOTH NEW AND USED) FOR QUICK DELIVERY.

WWW.MODERNTOOL.COM

ONTARIO OFFICE:

1215 RINGWELL DRIVE, NEWMARKET, ONT., L3Y 8T8
1-905-235-4199

CALGARY OFFICE (HQ):

11488 70TH STREET SE, CALGARY, AB, T2C 4Y3
1-403-236-1150

Newmarket, ON * Calgary, AB * Edmonton, AB * Saskatoon, SK * Atlantic Canada

Oblong Punches and Dies



KEYWAYS & WHISTLE STOPS FURNISHED UPON REQUEST!

Oblong & Square Sets in Stock



To view our complete Oblong Stock List go to:
<http://punchtools.com/ironworker>

Toll Free: 1.800.668.4996 • Website: www.punchtools.com • Email: orders@punchtools.com



Punch Cross Reference Table

Punch Tools	CST	CPD	AP	GF	Mechant	Piranha	Mubea
I116	219	F16	119	37	DH	H1	
I20	221	F20	121	40	EA	H2	
I26	228	F26	128	45	EF		

Die Cross Reference Table

Punch Tools	CST	CPD	AP	GF	Mechant	Piranha	Mubea
I55	413	F55	313	81	JB	H1	
I59	417	F59	317	82	JC	H2	
I62	419	F62	319	85	JF		

Punch Tools Inc.

Proudly Made in Canada by Punch Tools

Press Brake Louver Tools Capacity to 12GA Stainless



3" Louver Tool \$850 3" 1/4" 1/2" in Stock

For a video demonstration and more information go to:
<http://punchtools.com/louwer>

SAWS

Band Saw Vertical, KBC, 18" Throat, Blade Welder, Var. Speeds, 23" x 17" Table, 2 Hp, 220/60/1 Volt	SM
Band Saw Vertical, FRIGGI, 20" TH, BLD Welder, Var. Speeds, 27" x 27" TBL, Coolant, 10" Blade Hight	SM
Band Saw HYD-MECH DM-10, 9-3/4" round cap., new, stock	WM
Band Saw HYD-MECH Saw, S20M, 13" cap. round, new, stock	WM
Band Saw HYD-MECH Saw, S20P, 13" cap. round, new, stock	WM
Band Saw HYD-MECH Saw, S20P, "cap. round, Pre-Owned, 2018, stock	WM
Band Saw HYD-MECH Saw, S20A, automatic feed, 13" cap., new, stock	WM
Band Saw HYD-MECH Saw, S23A, automatic feed., new in stock	WM
Band Saw DOALL, Model C916S, Swivel base, 9" x 16" capacity, Pre-owned	WM
BAND SAW, Vertical, T-JAW, Md 700D, 28" Thrt, 29" x 27" Table, Blade Welder & Grinder, 2 Hp, 550 Volt	SM
Band Saw 1600 -ELLIS Bandsaw, 10" Round @ 90 degrees, STOCK	EMP
Band Saw ELLIS, Model 1800, Mitering Bandsaw, STOCK	EMP
Band Saw Model 2000 Mitering Bandsaw - STOCK	EMP
Band Saw Hyd-Mech, Pre-owned S23 Horizontal Bandsaw	EMP
Radial Arm Saw DEWALT, 18" Carbide Tipped Blade, 26" Travel, 5 Hp Motor, 575 Volt Cold Saw	SM
COLD SAW DELTA, 10" Blade, Aluminium, Drip Coolant, 48" Infeed/Outfeed Extensions, 5 Hp Motor, 575 Volt	SM
Cold Saw ELUMATEC High Speed Saw, 15" blade, for aluminum	WM
Cold Saw SOCO, 11" blade, manual, new, stock	WM
Cold Saw SOCO, 12-1/2" blade, manual, new, stock	WM
Cold Saw SOCO, 14- 1/2" blade, manual, New, Stock	WM
Cold Saw SOCO, 14-1/2" blade, fully automatic CNC, new, stock	WM
Cold Saw MEP, 14" Blade, Tiger 350 SX, Semi Automatic., Pre-Owned.	WM
Cold Saw SOCO, Automatic, Model 350 FA, 4" Cap., Pre-Owned	WM
Cold Saw HYD-MECH Cold Saw, 370-2CNC, Fully Automatic, 12 Hp, 2017, Pre-owned	WM
ROLL-IN, Vertical Bandsaw, BAXTER, 115B, 10" x 13" Capacity, 18" x 30" Table, 3/4 Hp Motor, 110 Volt	SM
ROLL-IN, Vertical Bandsaw, E.R. MAIER, KM1012, 10" x 12" Capacity, 18" x 30" Table, 1 Hp Motor, 110 Volt (3)	SM
ROLL-IN, Vertical Bandsaw, VERTICUT, 115B, 10" x 13" Capacity, 18" x 30" Table, 3/4 Hp Motor, 110 Volt	SM
Vertical Saw HYD-MECH, V18, 45 Degree tilt L & R, Pre-Owned	WM

SEARERS

4' x 10 ga SAMPSON, Hydraulic Shear, New, Stock	WM
3' x 16 ga TENNSMITH, Foot Shear, New, In Stock	WM
36" x 16 ga BROWN BOGGS, Manual Gap Shear, 18" Throat, Foot Pedal	SM
4' x 16 ga TENNSMITH, Foot Shear, New, In Stock	WM
4' x 16 ga TENNSMITH, Foot Shear, Pre-Owned	WM
4' x 16 ga TENNSMITH Pneumatic Shear, new, stock	WM
4' x 16 ga TENNSMITH Hydraulic Shear, new, stock	WM
4' x 16 ga SAMPSON Foot Shear .Pre-owned	WM
50" x 16 ga EDWARDS, Pneumatic Shear, Pneumatic Foot Pedal, Pneumatic Hold Downs	SM
10' x 16 ga SCHECHTL., SMT 3100 - Electro-Mechanical Shear - IN STOCK	EMP
10' x 14 ga ROPER WHITNEY - Pre-owned 10M14, Electro-Mechanical Shear	EMP

SEARERS

10' x 14 ga ROPER WHITNEY - Pre-owned 10M14E, Electro Mechanical Shear	EMP
10' x 14 ga TENNSMITH LM1014F, Shear, New	WM
10' x 10ga EMPRO Electro Mechanical Shear, IN STOCK	EMP
10' x 3/8" ALLSTEEL, Pre-Owned Hydraulic Shear	EMP
10' x 1/4" EMPRO Hydraulic Shear,	EMP
10' x 1/4" BAYKAL Hydraulic Swing Beam Shear, new, stock	WM
10' x 16 ga JOUANEL Electro-Mechanical Shear, IN STOCK	EMP
10' x 14 ga TENNSMITH LM1014F, Shear, New	WM
10' x 1/4" EMPRO Hydraulic Shear	EMP
10' x 1/4" BAYKAL Hydraulic Swing Beam Shear, new, stock	WM
10' x 1/4" Haco, Hydraulic, Model TS 3006, Mot. Back Gauge, 110" Squaring Arm, Pre-owned	WM
10' x 3/8" BAYKAL Hydraulic, CNC, Guillotine Shear, 2021, Rear Sheet Support, pre-owned, stock	WM
10' x 1/2" BAYKAL Hydraulic Shear, MGH 3113, new, stock	WM
52" x 14 ga SAMPSON, Hydraulic, 40 SPM, Single/Continuous, Electric Foot Pedal, 3 Hp, 550 Volt	SM
52" x 14 ga EMPRO Hydraulic Shears, H5214- 220/1, 220/3, & 575/3 Phase	EMP
60" x 14 ga EMPRO, Model H6014 - 60" x 14 Ga Hydraulic Shears	EMP

SHEET METAL EQUIPMENT

20ga. Pittsburg Machine, new, stock	WM
24ga. Junior Pittsburg Machine, new, stock	WM
S and Drive cleat rollformer, with pittsburg rolls and 4-1 rolls and slitter, NEW	WM
20ga., Snap Lock Button Punch, new stock	WM
Band Saw, Model 24S, Pre-owned	WM
20 Ga. Pittsburgh and Drive cleat Rolls, Pre-owned	WM
Pexto, Model 3617 Swager, 18Ga. Pre-owned	WM
Seamer, 48" motorized, Pre-owned	WM
24Ga. Lockforming machine "Porta Pitts", with stand, Pre-owned	WM
Manual Turret Punch on stand, 18 stations (2)	WM
STOCK - 10 Ga Rotary Machine c/w Hydraulic Top Shaft Control	EMP
EMT-7R Power Rotary Machine	EMP
STOCK - 25, 35, and 50 KVA Spot Welders - STOCK	EMP
STOCK - Pre-owned 18 Ga Pittsburgh Rollformer	EMP

TUBE MACHINERY

ADDISON MCKEE Tube End former, Model FM-150ER, 6" Capacity, 2006, Pre-owned	WM
SPIRAL HELIX 3600 Tubeformer	EMP

WELDING EQUIPMENT

25 KVA, WELDOMATIC, Spot Welder, 18" Throat, Weltronic Decade 5 Control, Air Foot Pedal, 550 Volt	SM
18 KVA, REX, 14" Arms, Water Cooled Tips, Mech. Treadle, 550 Volt	SM
15 KVA, WELDOMATIC, 7-1/2" Arms, Water Cooled Tips, Mech. Treadle, 550 Volt	SM
FRONIUS, VR1500, Robotic, 4 Roller Drive, Digital Controlled For 3 rd Axis, New	SM
SAND BLAST CABINET Pre-Owned, Model P-3636-6, Pressure Dry Blast Cabinet	EMP

CUT IT

NO MATTER HOW COMPLEX THE JOB, WE HAVE THE EQUIPMENT YOU NEED

Since 1987, Empire Machinery has proudly served as a specialist in sourcing sheet metal and metal fabricating machinery. Whatever your metal fab needs may be, we can help find what you're looking for.

CALL US TOLL-FREE TODAY or check out our website to view our full inventory of new and used machinery!

Mechitech Diamond Cut CNC Plasma Cutting Table is a laser cutting machine specially designed for high precision cutting on a heavy unitized frame that can be increased in size as your needs grow. Innovative inverse rail system. Exceptional accuracy and cut quality.

1.800.665.8089
www.empire-machinery.com

AUTOMECH CNC GAUGING FOR PRESS BRAKES

- FULL NEW CONTROLS
- UPGRADES TO OLD AUTOMECH PARTS & CONTROLS
- CONVERSIONS FROM HURCO TO AUTOMECH CONTROLS



STEVENS MACHINERY SALES INC.

26 Airview Road, Unit #A, Etobicoke (Toronto) ON., M9W 4P2
 Ph: 416-798-3611 • TF: 1-866-798-3611 • Email: andrew@stevensmachine.com

MISCELLANEOUS EQUIPMENT

Air Compressor - 10 HP, 80 Gallon Horizontal Tank, Two Stage Piston Vee Head, 550 Volt	SM
Air Compressor - 15 HP, 120 Gallon Hor. Tank, Two Stage Piston Vee Head, 550 Volt	SM
ROPPER WHITNEY - Rotary Turning, 24ga., Pre-owned	WM
SPRIRAL HELIX - 5" - 5", Gorelocker Sport Plus	EMP

PIPE

194 pcs	1 1/4" sch 40 x 21'	A53B, Threaded and Coupled	SALIT STEEL
132 pcs	1 1/2" sch 40 x 21'	A53B, Threaded and Coupled	SALIT STEEL
312 pcs	2 1/2" sch 10 x 21'	A53B no MTR's	SALIT STEEL

TUBE AND PIPE

12 pcs	5 x 5 x .250 x 10' - 50WC - Rusty	SALIT STEEL
5 pcs	5 x 5 x .250 x 12.5' - 50WC - Rusty	SALIT STEEL
6 pcs	5 x 5 x .375 x 12.5' - 50WC - Rusty	SALIT STEEL
31 pcs	4" od x .313 x 6.27' - A500C	SALIT STEEL
39 pcs	4" od x .313 x 6.27' - A500C	SALIT STEEL
27 pcs	4 1/2" od x .375 x 22.25' - A500C - no stencil	SALIT STEEL
7 pcs	8 5/8" od x .188 x 42' - Painted Black	SALIT STEEL
22 pcs	8 5/8" od x .250 x 48' - Painted Black	SALIT STEEL
14 pcs	8" od x .375 x 48' - Painted Black	SALIT STEEL
2 pcs	10" od x .625 x 22.417' - A500C	SALIT STEEL
1 pcs	10" od x .625 x 19.25' - A500C	SALIT STEEL
1 pc	10" od x .625 x 12.583' - A500C	SALIT STEEL
8 pcs	8 x 3 x .250 x 48' - rusty, no MTR's,	SALIT STEEL
33 pcs	8 x 3 x .375 x 24' - rusty, no MTR's	SALIT STEEL
9 pcs	8 x 3 x .500 x 24' - rusty, no MTR's	SALIT STEEL
3 pcs	8 x 8 x .500 x 48' - rusty, no MTR's	SALIT STEEL
1 pcs	8 x 8 x .500 x 45' - rusty, no MTR's	SALIT STEEL
1 pcs	10 x 10 x .625 x 55' - 50W Class C	SALIT STEEL
19 pcs	12 x 8 x .250 x 55.667' - A500C	SALIT STEEL
1 pcs	14 x 4 x .375 x 48' - A500C	SALIT STEEL
1 pcs	14 x 14 x .375 x 20' - A500C	SALIT STEEL
1 pcs	14 x 14 x .500 x 50' - A500C	SALIT STEEL
1 pcs	14 x 14 x .500 x 35.667' - A500C	SALIT STEEL
1 pcs	16 x 8 x .313 x 21.167	SALIT STEEL
1 pcs	16 x 12 x .313 x 27.083' - A500C	SALIT STEEL
1 pc	16 x 12 x .500 x 34' - A500C	SALIT STEEL
1 pcs	16 x 12 x .500 x 34' - A500C	SALIT STEEL

TUBE AND PIPE

12 pcs	5 x 5 x .250 x 10' - 50WC - Rusty	SALIT STEEL
5 pcs	5 x 5 x .250 x 12.5' - 50WC - Rusty	SALIT STEEL
6 pcs	5 x 5 x .375 x 12.5' - 50WC - Rusty	SALIT STEEL
31 pcs	4" od x .313 x 6.27' - A500C	SALIT STEEL
39 pcs	4" od x .313 x 6.27' - A500C	SALIT STEEL
27 pcs	4 1/2" od x .375 x 22.25' - A500C - no stencil	SALIT STEEL
7 pcs	8 5/8" od x .188 x 42' - Painted Black	SALIT STEEL
22 pcs	8 5/8" od x .250 x 48' - Painted Black	SALIT STEEL
14 pcs	8" od x .375 x 48' - Painted Black	SALIT STEEL
2 pcs	10" od x .625 x 22.417' - A500C	SALIT STEEL
1 pcs	10" od x .625 x 19.25' - A500C	SALIT STEEL
1 pc	10" od x .625 x 12.583' - A500C	SALIT STEEL
8 pcs	8 x 3 x .250 x 48' - rusty, no MTR's,	SALIT STEEL
33 pcs	8 x 3 x .375 x 24' - rusty, no MTR's	SALIT STEEL
9 pcs	8 x 3 x .500 x 24' - rusty, no MTR's	SALIT STEEL
3 pcs	8 x 8 x .500 x 48' - rusty, no MTR's	SALIT STEEL
1 pcs	8 x 8 x .500 x 45' - rusty, no MTR's	SALIT STEEL
1 pcs	10 x 10 x .625 x 55' - 50W Class C	SALIT STEEL
19 pcs	12 x 8 x .250 x 55.667' - A500C	SALIT STEEL
1 pcs	14 x 4 x .375 x 48' - A500C	SALIT STEEL
1 pcs	14 x 14 x .375 x 20' - A500C	SALIT STEEL
1 pcs	14 x 14 x .500 x 50' - A500C	SALIT STEEL
1 pcs	14 x 14 x .500 x 35.667' - A500C	SALIT STEEL
1 pcs	16 x 8 x .313 x 21.167	SALIT STEEL
1 pcs	16 x 12 x .313 x 27.083' - A500C	SALIT STEEL
1 pc	16 x 12 x .500 x 34' - A500C	SALIT STEEL
1 pcs	16 x 12 x .500 x 34' - A500C	SALIT STEEL

mvdcanada.com
226-907-2422

TAKE BENDING TO THE NEXT LEVEL

EUROSTAMP TOOLING
the Italian excellence

ibend
iLaser
iShear
iPlasma



STEEL MARKETPLACE

12 - 111 Fourth Ave., Suite #351 St. Catharines, ON L2S 3P5 Phone: 905-685-4766

Email: info@steelmarketplace.com Website: www.steelmarketplace.com

To re-direct, cancel or obtain additional copies, please email your request to:
info@steelmarketplace.com

Publisher: Colin Klein Design & Layout: Peak Digital Imaging Inc.

NEXT ISSUE: SEPTEMBER 2024
CLOSING DATE FOR NEXT ISSUE: AUGUST 27, 2024

Published Monthly & Distributed Across Canada

For Advertising & Rate Please Call

1-800-263-1440

Steel Marketplace Publication and Logo Copyright © 2013. All rights reserved.
No part of this publication may be reproduced without the express permission from the publisher.
The publisher assumes no responsibility for statements or claims made by advertisers.

AUGUST 2024 ADVERTISERS INDEX

COMPANY	PAGE	COMPANY	PAGE
Automec	12	Modern Tools	8 - 9
Empire Machinery	11	Salit Steel	15
Fabricating Machinery Solutions (FMS)	5	Punch Tools	10
FMS SLAGHOG	4	Stevens Machinery	7
MC Machinery	3	Welder's Helper	2
Machine Solutions	FC - 13	Westway Machinery Ltd.	BC

SALIT STEEL

SALIT GROUP OF COMPANIES

www.salitsteel.com

Salit Steel is made up of an integrated network of companies and partners that together provide a full range of solutions through our Service Centre and Rebar Fabrication Division.

With operations in Ontario, Quebec and Western Canada, we are passionate about delivering outstanding service and value.



Service Centre Products



Hollow Structural Steel (HSS)



Plate



Wide Flange Beams



Merchant Bar



Mechanical Tube



Cold Finished Bar



Painted Beams, Lintels and Posts

LOCATIONS TO SERVE YOU:

HEAD OFFICE NIAGARA

7771 Stanley Ave., P.O. Box 837,
Niagara Falls, ON L2E 6V6
Head Office: 905-354-5691 • Fax: 905-356-0809
Toll Free: 1-800-263-7110

Salit Steel Welland

90 Centre St., Welland, ON L3B 5N9
Ph: 905-735-9993 • Fax: 905-735-3955
Toll Free: 1-866-924-0837

Products: Reinforcing Products (Wire & Mesh), Specialty Products (Assembled Rebar), Service Centre
Services: Fabrication, Warehousing, Delivery, Detailing, Estimating, Cutting, Welding (CWB)

Salit Tube Mississauga

1153 Lorimar Drive, Mississauga, ON L5S 1M5
Ph: 905-564-0554 • Fax: 905-564-0445
Toll Free: 1-877-935-0554

Products: Specialty Products, Mechanical Tube Cold Drawn Products
Services: Warehousing, Delivery, Custom Sourcing

Salit Tube Bowmanville

222 Baseline Rd., Bowmanville, ON L1C 1A4
Ph: 905-623-5544 • Fax: 905-623-5564
Toll Free: 1-866-6235544

Products: Reinforcing Products (Rebar & Mesh), Service Centre, Housing
Services: Fabrication, Painting, Warehousing, Delivery

Belleville Metals

222 University Ave., Belleville, ON K8N 5S8
Ph: 613-968-2188 • Fax: 613-968-3525
Toll Free: 1-800-446-3798

Products: Carbon & Specialty Steel
Services: Saw Cutting, Shearing, Delivery, Warehousing

Acier Tube Montreal

1495 32nd Ave., Lachine, QC H8T 3J1
Ph: 514-420-1040 • Fax: 514-420-1030
Toll Free: 1-800-297-5323

Products: Specialty Products (Mechanical Tube, Cold Drawn Products)
Services: Warehousing, Delivery, Custom Sourcing

**Same Day Pick-Up
or Next Day Delivery**

V-18APC-60

AUTOMATIC VERTICAL BAND SAW

OUR AFFORDABLE, HIGH QUALITY SAWS ARE UNMATCHED
IN PROVIDING THE BEST COST-PER-CUT ON THE MARKET


The V-18APC-60 is a automatic vertical band saw with the ability to miter from 60° left to 60° right. You can choose a left or right side infeed. A 3 degree fixed canted head allows for more efficient cutting and improved blade life when cutting larger beams, structural steel, and bundles of square tubing.

18" X 22" CAPACITY

7.5 HP VFD

1 1/4" BLADE

- AUTOMATIC PROGRAMMABLE MITERING
- FOUR FULL STROKING HYDRAULIC VISES
- AUTOMATIC MULTI-INDEXING
- POWERED MOVEABLE GUIDE ARM



HYDMECH

RELIABLE SAWS. RELIABLE PEOPLE.



WESTWAY MACHINERY

www.westwaymachinery.com | 905-803-9999