

STEEL®

MARKETPLACE

CONNECTING BUYERS & SELLERS IN THE FABRICATION AND METAL WORKING INDUSTRY



BEND IT



WHATEVER THE JOB, WE HAVE THE EQUIPMENT YOU NEED

Since 1987, Empire Machinery has proudly served as a specialist in sourcing sheet metal and metal fabricating machinery. Whatever your metal fab needs may be, we can help find what you're looking for.

CALL US TOLL-FREE TODAY or check out our website to view our full inventory of new and used machinery!



Schroder PowerBand Multi Folder

The new CNC PowerBand Multi builds on the previous 70+ years of Schroder offering folding machines to the market.

The precision and performance of this next-generation folder are ideal for batch production and flexible enough to offer the freedom for prototype work, one-off orders, and smaller batches. The combination of versatile software and the rotating upper beam minimizes set up to keep the folder forming parts.


1.800.665.8089

www.empire-machinery.com

Tri-Country Saw Services Inc.

Band saw repair specialists

We repair and service all makes and models of band saws and metal cutting machinery used by metal fabricators, steel manufacturers and machine shops across southern Ontario and the GTA.



VISIT US
JUNE 11 - 13
2024

Booth #5083
Toronto Congress Centre
(South Building)

SERVICES

- Emergency repairs
- Preventative maintenance
- 36 points machine inspection
- PLC software upgrades
- Operator and safety training



Band saw blades



Band saw parts



Services



Hard to find parts

MACHINERY

- Horizontal band saws
- Vertical band saws
- Cold saws
- Iron workers
- Cosen, Kasto, DoAll, Behringer, Bomar, Amada, Hem, Marvel and Hyd-Mech



Consumables



Electronic repairs



Machinery
(New & Used)



Support & Training

GIVE US A CALL OR TEXT

519 897 7292

20 Howard Pl, Unit 4
Kitchener, ON N2K 2Z4

NEW LOCATION
Tri-Country Saw Services
www.ontariosawservice.com

“THE MITSUBISHI LASER IS OUR WORKHORSE AT OLYMPIC STEEL”

Si Cha
Olympic Steel

Plant Manager
Fabrication Division
Buford, Georgia



Scan to learn more



With the latest in artificial intelligence (AI) and gas reduction technology, the new GX-F ADVANCED Series of two-dimensional fiber lasers delivers more power while using less nitrogen.

Artificial intelligence is a branch of computer science that automates intelligent behavior and machine learning. This means the machine itself can learn from data and adjust performance without human intervention.



Visit us at
FABTECH
BOOTH #3019

For more info, visit mcmachinery.com



MACHINE SOLUTIONS

MACHINE SOLUTIONS



STANDARD SLAGHOG®
For Lasers Up To 12kW
(Min Slat Spacing 1.75")



SLAGHOG® HD
For Lasers Over 12kW
(Min Slat Spacing 1.75")



NARROW SLAGHOG®
For Lasers Up To 12kW
(Min Slat Spacing 1.25")





SLAT SHIELD PLUS



RHINO HAMMER

SLAGHOG™ efficiently removes slag from your **CO2** or **Fiber Laser slats**. It increases the life of your slats, reduces down-time due to slat change out and helps maximize actual production time. It works great on steel or copper slats. A standard laser table can typically be cleaned in about **10 minutes** by a single operator. Call for more information.



1.866.995.9910

FMS Fabricating Machinery Solutions Inc. • www.fmscanada.ca

FMS is the exclusive Canadian distributor of the Slag Hog slat cleaner.




MACHINERY


LISTING CONTACT:
SM - STEVENS MACHINERY, TORONTO (REXDALE), ON., PH: 866-798-3611
SALIT STEEL - SALIT STEEL, NIAGARA FALLS, ON., PH: 800-263-7110
WM - WESTWAY MACHINERY, MISSISSAUGA, ON., PH: 905-803-9999
EMP- EMPIRE MACHINERY, WINNIPEG, MB., PH: 800-665-8089

BRAKES MANUAL		COIL HANDLING & FEEDING	
4' x 22ga.	TENNSMITH, Bench Brake, new, stock	WM	UNCOILER DURANT, 600 Lb, Manual, 10" Wide x 44" OD, 3 Keeper Arms, Manual Expansion
4' x 22 ga.	ENNSMITH, Box and pan brake - new, stock	WM	UNCOILER Littell Double Sided Stock Reel, 300 Lbs Each Side, 6.5" Wide x 46" OD, Manual, Keeper Arms
4' x 16 ga.	TENNSMITH, Bench Brake - new, stock	WM	UNCOILER Littell 600 Lb Capacity, 10" Width x 44" OD Coil, Keeper Arms, 110 Volt Motor
4' x 16 ga.	TENNSMITH, Box & Pan Brake, - new, stock	WM	UNCOILER LITTELL, 1400 Lb Capacity, 7-1/2" Width, 34" OD, Keeper Arms, 208/230/460 Volt Motor
4' x 12 ga.	TENNSMITH, Box & Pan Brake, new, stock	WM	UNCOILER COLT, 2,500 lbs x 10" Wide x 40" OD Coil, Keeper Arms, 1 Hp DC Motor, Variable Speed, 110 V
6' x 16 ga.	TENNSMITH, Box and Pan Brake, new, stock	WM	UNCOILER AMERICAN STEEL, 2,500 lbs x 18" Wide x 48" OD Coil, Keeper Arms, Drag Brake, Manual
6' x 12 ga.	SAMPSON, Box & Pan Brake, LD612U, new, stock	WM	UNCOILER K. VOGEL, 4000 lbs x 18" Wide x 48" OD Coil, Keeper Arms, 1 Hp DC Motor, Var. Speed, 550 Volt
6 Ft x 14 ga.	D & K (CHICAGO), Used Box & Pan Brake, All 16 Fingers	SM	UNCOILER Littell 2,500 lbs x 18" Wide x 60" OD Coil, Keeper Arms, 1 Hp Motor, 550 Volt
8' x 18 ga.	TENNSMITH - Apron Brake, new, stock	WM	UNCOILER K. VOGEL, 4,000 lbs x 24" Wide x 44" OD Coil, Forward/Reverse, 2 Hp Motor, 220/60/1 Volt
8' x 18 ga.	TENNSMITH, Used Hand Brake, Made In USA - Ready To Go!	SM	Rapid Air Feeds in Stock, RAPIDAIR, 2"- 12" wide, New
8' x 16 ga.	SAMPSON, New Hand Brake, Heavy Duty, In Stock!	SM	Motorized Uncoiler, Pre-owned
8' x 16 ga.	TENNSMITH - Apron Brake, new, stock	WM	DEBURRING & FINISHING MACHINES
8' x 16 ga.	TIN KNOCKER TK 816 Handbrake	EMP	BURRMASTER Tube End Deburring Machines, Single & Double End, High Speed, NEW & USED
8' x 16 ga.	WHITCO, Used Hand Brake, Made in USA	SM	WEBER Deburring Machine, PT-1350 DP(6), Abrasive Belt / Planetary Brush, Vacuum Bed, 600 Volt
8' x 12 ga.	EMPRO-Model V-812-6, Manual Box & Pan Brake - STOCK	EMP	WEBER Deburring Machine, PT-1350 DR 2, Abrasive Belt / Rotary Brushes, Vacuum Bed, 600 V
8' x 12 ga.	SAMPSON, Apron Brake, new, stock	WM	WET DUST COLLECTOR UNIT, 3,000 & 5,000 CFM, Stainless Steel, 7-1/2 Hp & 10 Hp,
8' x 12 ga.	SAMPSON, Hydraulic, Box & Pan Brake, New	WM	SOCO Tube End Chamfering, 4" cap., new, stock
10' x 18 ga.	TENNSMITH, Apron Brake New, stock	WM	TIMESAVERS 37" Model 2111-13-00, Single head, wet, 2005, Pre-owned
10' x 16 ga.	SAMPSON, New Hand Brake, Heavy Duty, In Stock!	SM	APEX 37" EZ Sander, IN STOCK
10' x 16 ga.	NATIONAL, New Hand Brake, 100% USA MADE	SM	APEX 37" 2 Station Wide Belt / Disc Deburring / Finishing Machine - Stock
10' x 16 ga.	TENNSMITH, New Hand Brake, 100% USA MADE - Stock	SM	FEIN STOCK - GX75 2H Belt Grinder
10' x 16 ga.	TENNSMITH, Used Hand Brake, USA Made - In Stock	SM	FEEDER, ELECTRONIC ROLL TYPE
10' x 16 ga.	SAMPSON, Apron Brake- Pre-owned	WM	12" X 0.125" MECON Servo Feed, # 250F12, c/w pull thru straightener & floor base, Pre-owned
10' x 16 ga.	TIN KNOCKER Floor Model Brakes	EMP	12" X 0.150" MECON Servo Feed, # 325F12 c/w pull thru straightener, floor base, Pre-owned
10' x 16 ga.	MAX-F 10' x 16 GA CNC Folder -Call - IN STOCK	EMP	DRILLS & GRINDERS
10' x 14 ga.	EMPRO Model V-1014-6, Manual Box & Pan Brake	EMP	EMPRO Z5030, 1.5" Gear Head Drill Press - IN STOCK
		EMP	EMPRO DM5040, 1.5" Gear Head Drill Press - IN STOCK


STEVENS MACHINERY Sales Inc.




WEBER DEBURRING & EDGE FINISHING MACHINE



AUTOMECC CNC CONTROLS FOR PRESS BRAKES



COASTONE CNC ELECTRIC PRESS BRAKES



NATIONAL HAND BRAKES AND SHEARS

OUR USED MACHINES LOOK AND RUN "LIKE NEW"
CHECK THE WEBSITE!

LARGEST INVENTORY OF SMALL USED PUNCH PRESSES


2 TON AZIMUTH, 1" ST, OBI, 4-5/8" SH, 1/3 HP, 110 V
 4 TON ALCECO, 1-1/4" ST, OBI, 5-3/4" SH, 1/3 HP, 110 V
 4 TON ALCECO, 1-1/4" ST, OBI, Z9-3/8" SH, 1/3 HP, 110 V
 4 TON ALCECO, 1-1/4" ST, OBI, 12-1/4" SH, 1/3 HP, 110 V
 4 TON ALCECO, 1-1/4" ST, OBI, AIR ACT. CLUTCH, 1/3 HP, 110 V
 4 TON ALCECO, 1-1/4" ST, OBI, X8" THROAT, 1/3 HP MOTOR
 4 TON ALCECO, 1-1/4" ST, OBI, 12" THROAT, 1/3 HP MOTOR
 5 TON BENCHMASTER, 1-1/4" ST, OBI, 6-1/4" SH, AIR ACT. PALMS, 1/2 HP, 110 VOLT
 8 TON ALVA ALLEN, 1-1/2" ST, OBI, 7" SH, 1/2 HP, 110 V
 8 TON ALVA ALLEN, 2-3/4" ST, OBI, 8-3/4" SH, 10" TH, 1/2 HP
 8 TON ALCECO, 1-1/2" ST, 6" SH, OBI, 1 HP, 550 VOLT
 10 TON ALCECO, 1-3/4" ST, 6-3/4" SH, OBI, 1 HP, 550 VOLT
 12 TON ALVA ALLEN, 1-3/4" ST, OBI, 8" SH, OBI, 3/4 HP, 550 VOLT
 20 TON BLOW, 2" ST, 7-3/4" SH, OBI, 1 HP, 550 VOLT
 22 TON NIAGARA, 2" ST, 8-3/4" SH, OBI, AIR ACT. PALMS, FOOT PEDAL
 25 TON YOSHINO, A/C, PALMS, MULTI PUNCH DIE FOR PIERCING
 28 TON BROWN BOGGS, 2-1/2" ST, OBI, AIR ACT. FOOT PEDAL, 2 HP
 30 TON BROWN BOGGS, 2-1/2" ST, 9" SH, OBI, 2 HP, 550 VOLT
 35 TON PERKINS, 2" ST, 8" SH, OBI, AIR ACT. FOOT PEDAL, 3 HP
 40 TON BROWN BOGGS, 2-1/2" ST, OBI, 10-1/4" SH, 3 HP, 550 VOLT
 44 TON ALCECO, 3" ST, 10" SH, OBI, MECH. CLUTCH, 2 HP, 550 VOLT

LARGEST INVENTORY OF USED ROLL-IN BANDSAWS

BAXTER, MODEL 115 B, 18" X 30" TABLE, 3/4 HP, 110 VOLT
 BAXTER, MODEL 115 B, 18" X 30" TABLE, 3/4 HP, 110 VOLT
 E.R. MAIER, MODEL KM 1012, 18" X 30" TABLE, 1 HP, 110 VOLT
 E.R. MAIER, MODEL KM 1012, 18" X 30" TABLE, 1 HP, 110 VOLT
 E.R. MAIER, MODEL KM 1012, 18" X 30" TABLE, 1 HP, 110 VOLT

MORE MACHINES AVAILABLE IN-STOCK

CALL OR EMAIL FOR PRICES OR VISIT TO SEE THEM UNDER POWER!



26 Airview Road, Unit #A, Etobicoke (Toronto) ON., M9W 4P2
 Ph: 416-798-3611 • TF: 1-866-798-3611 • Email: andrew@stevensmachine.com
www.stevensmachine.com



MODERN TOOL LTD

Machine Tools and Fabrication Equipment since 1960

BRAKE PRESSES SHEARS LASERS PLASMAS PLATE ROLLS IRONWORKERS CNC MILLING MACHINES BORING MILLS SAWS CNC LATHES & MANUAL LATHES GRINDERS ROLL BENDERS PORTABLE MACHINE TOOLS TUBE & PIPE BENDERS



MACHINING CENTERS



VE SERIES
Vertical /High Efficiency
Linear Way
V-22iF(iR) / V-30iF(iR)
V-32iF(iR) / V-32AF(AR)
V-42iF(iR) / V-42AF(AR)



LC SERIES
3 Axe Moving Column
LCH-500/LCV-760



2 Axes Moving Column
MH-500i/MH-630



T-5i SERIES
Powerfull Main Spindle 7.4Hp ~ 14.7Hp
Rigid 30 deg. Slant Bed Cast Iron Base
6 ~ 8 Inch Chuck Standard
45mm Bar Capacity Standard, 2 Axis

HORINZONTAL TURNING CENTERS




LTC-200 SERIES
Powerfull Main Spindle 14.7Hp
Rigid 30 deg. Slant Bed Cast Iron Base
8 Inch Chuck Standard
52mm Bar Capacity Standard, 2 Axis



LTC-30i SERIES
Powerfull Main Spindle 29.5Hp
Rigid 45 deg. Slant Bed Cast Iron Base
12 Inch Chuck Standard
103mm Bar Capacity Standard, 2 Axis

VERTICAL TURNING CENTERS



NV SERIES
Vertical /High Performance
Linear Way
V-12iP - V-20S / V-30S
V-30M / V-40M - V-40L / V-50L
V-60S - V60i/V80i



VTL SERIES
-High Rigid Of Cross Roller Guide Way Enables Heavy Cutting
-AC Servo Motor & High Accuracy Roller Ball Screw, Direct Drive
As Well As Pretension, Enhance Repeatability and Positioning Accuracy
-High Rigit Construction, Base Close To Square Design, Less Vibration, -2 Axis

LEADWELL®



LTC SERIES
Powerfull Main Spindle 24.8Hp
Rigid 45 deg. Slant Bed Cast Iron Base
10 Inch Chuck Standard
77mm Bar Capacity Standard
2 Axis



LTC-25i SERIES
Powerfull Main Spindle 24.8Hp
Rigid 45 deg. Slant Bed Cast Iron Base
10 Inch Chuck Standard
77mm Bar Capacity Standard
2 Axis

5 AXIS MACHINING CENTERS



MCV SERIES
Vertical /Heavy Duty Box Way
MCV-1300iSM
MCV-1500i/MCV-1500i+
MCV-2000i



IT SERIES
High Rigidity Structure Design
Rollar Type Guide Way
3 Axis Ball Screw Prestressing



MU SERIES
Optimized Structure for Stable Moving
Dual Nuts Ball Screw Design in X and Y Axis
Three Axis Roller Type High Rigidity Guide Way



T-6SMY/MY SERIES
Powerfull Main Spindle With High Torque
and 6000rpm Spindle Speed
6 Inch Chuck Standard
52mm Bar Capacity Standard, 3 Axis



LTC-25iSMY SERIES
Multi-Tasking Turning Center with
Main Spindle + Sub Spindle + Power Turret
(BMT-65) + Y-Axis, And With High Level
FANUC Controller (31i), 3 Axis



TW SERIES
For Sanitary & Automotive Industry
Short Load/Unload Time
Turning Different Parts On Each Spindle
Space Saving & Ergonomic Design, 2 Axis

MODERN TOOL HAS A COMBINED INVENTORY OF OVER 600 MACHINES (BOTH NEW AND USED) FOR QUICK DELIVERY.

ONTARIO OFFICE:

1215 RINGWELL DRIVE, NEWMARKET, ONT., L3Y 8T8
1-905-235-4199

WWW.MODERNTOOL.COM

CALGARY OFFICE (HQ):

11488 70TH STREET SE, CALGARY, AB, T2C 4Y3
1-403-236-1150

Newmarket, ON * Calgary, AB * Edmonton, AB * Saskatoon, SK * Atlantic Canada

Oblong Punches and Dies



KEYWAYS & WHISTLE STOPS
FURNISHED UPON REQUEST!

Oblong & Square Sets In Stock



To view our complete Oblong Stock List go to:
<http://punchtools.com/ironworker>

Punch Cross Reference Table							
Punch Tools	CST	CPD	AP	GF	Mechant	Piranha	Mubea
I16	219	F16	119	37	DH	H1	
I20	221	F20	121	40	EA	H2	
I26	228	F26	128	45	EF		

Die Cross Reference Table							
Punch Tools	CST	CPD	AP	GF	Mechant	Piranha	Mubea
I55	413	F55	313	81	JB	H1	
I59	417	F59	317	82	JC	H2	
I62	419	F62	319	85	JF		

Punch Tools Inc.

Toll Free: 1.800.668.4996 • Website: www.punchtools.com • Email: orders@punchtools.com

Proudly Made in Canada by Punch Tools

Press Brake Louver Tools

Capacity to 12GA Stainless



3" Louver Tool
\$850
3" 1/4" 1/2" in Stock

For a video demonstration and more information go to:
<http://punchtools.com/louwer>



Canada's Premier Online Welding Supply Shop!

Canadian owned and operated.

WE OFFER THE MOST ITEMS OF ANY CANADIAN ONLINE WELDING SUPPLY SITE.

- Wires & Electrodes
- Welders Accessories
- Safety
- Abrasives
- Helmets
- Gas Apparatus
- Machines
- Shop All
- Rebates

DRILLS & GRINDERS

BUFFALO	Floor Model Drill, # 18, # 3 MT, 1" Capacity, 12" x 12" Table, 1/2 Hp, 110 Volt	SM	4 ton
BUFFALO	Floor Model Drill, # 18, # 3 MT, 1" Capacity, 14" x 14" Table, 1.5 Hp, 550 Volt	SM	4 ton
ERLO	Gear-Head, # 3 MT, TC-30, 1-3/16" Capacity, 16.5" x 15.75" Table, 2 Hp, 575 Volt	SM	4 ton
SOLBERGA	Gear-Head, # 4 MT, 5/8" Chuck & Arbor, Power Down Feed, 2 Speed Motor, 550V	SM	4 ton
6" x 18"	CHEVALIER, Manual Feeds, 19" Long, 7" Cross, Dust Collector Unit, 2 Hp, 575 Volt	SM	5 ton
6" x 18"	EQUIPTOP, Manual Feeds, 19" Long, & 7" Cross Travel, 1-1/2 Hp, 575 Volt	SM	8 ton
6" x 78"	HM, Model TAS 150, Angle, Belt, 5HP, 550V	SM	8 ton
DOWNDRAFT TABLE	3' X 6', SOURCETEC, SCT-36, 4,252 cfm, steel grates, water trays, 7.5 hp, 575 Volt	SM	8 ton
ERLO DRILL	1-1/8", TGA 32, Automatic Down feed, Pre-owned	WM	10 ton
EMA	36" Radial Arm Drill with box table, Pre-owned	WM	12 ton

IRON WORKERS

38 ton	FABMASTER, Punch, 12" throat, New, 575/3/60	WM	22 ton
55 ton	FABMASTER, 4" angle, 12" flat, 1-1/4" bar, New, In Stock	WM	25 ton
60 ton	FABMASTER, Punch, 12" throat, New, Stock	WM	28 ton
60 Ton	Marvel 60 Ton, Model MSIW60D - IN STOCK	EMP	30 ton
66 ton	FABMASTER, 4" angle, 14" flat, 1-1/2" bar, brake, New, Stock	WM	30 ton
66 ton	FABMASTER, 5" angle, 14" flat, 1-1/2" bar, New, Stock	WM	30 ton
88 ton	FABMASTER, 6" angle, 18" flat, 1-3/4" bar, New, Stock	WM	40 ton
88 ton	FABMASTER Punch, 20" throat, New, Stock	WM	44 ton
110 ton	FABMASTER, 6" angle, 24" flat, 1-3/4" bar, New, Stock	WM	60 ton
135 ton	FABMASTER, 6" angle, 24" flat, 2" bar, New	WM	66 ton
180 ton	FABMASTER, 8" angle, 30" flat, 2-1/4" bar, New, Stock	WM	121 ton
180 ton	Durma Ironworker, Model 165/300, 8" x 8" x 5/8" Angle, 29" x 3/4" Flat shear, 2013, Pre-owned	WM	

LASERS

EMPRO	5' x 10' HVAC Plasma Cutting Table c/w Shop Data Software	EMP
MACHITECH	Silver Cut Plasma Tables	EMP
ESAB	SGX3000 with 2001 Plasma Source - Gantry & Control	EMP

NOTCHERS

CORNER NOTCHING DIES	Various Sizes and Capacities in stock	SM
DIACRO	16 GAUGE X 6" X 6" - DIACRO, Manual Notcher, on stand	SM
DURMA	Pre-Owned Model VN2006, 1/4" Hyd. Variable Angle Notcher	EMP
EMPRO	Model HY-4, 10GA, 8.5" x 8.5" x 90 Degree Hydraulic Notcher	EMP
RMD-BAILEIGH	3" Tube Notcher, TN800	WM

PLASMA TABLES

EMPRO	STOCK - 10 Ga 90 Degree Fixed Angle Hydraulic Notcher	EMP
MACHITECH	STOCK - Machitech Silver Cut Plasma Tables c/w Pmax 65	EMP
5 X 10	Multicam, Plasma 3000, Hypertherm XPR 300, with water table, new 2020, Pre-owned	WM

PRESSES

1/2 ton	EMG (NEW), Manual Impact Press, 1" Stroke, 0.008" Impact Stroke	SM
1-1/2 ton	EMG (NEW), Manual Toggle Press, 2.4" Stroke, 9.85" Shut Height	SM
2 ton	AZIMUTH, OBI, Bench Model, 1" St, 4-5/8" SH, Mechanical, 1/3 Hp, 110 Volt	SM
3 ton	MANUAL ARBOR PRESS, 5-1/2" Thrt 12-1/2" Open Height, On Stand	SM
4 ton	ALCECO, OBI, 1-1/4" St, 5-3/4" SH, 1/3 Hp, Bench Model, 110 Volt	SM
4 ton	ALCECO, OBI, 1-1/4" St, 9-3/8" SH, 4" Throat, Mech. Clutch, Bench Model, 1/3 Hp, 110 Volt	SM

PRESSES

ALCECO, OBI, 1-1/4" St, 9-3/8" SH, 12-1/4" SH, 4" Throat, Mech. Clutch, Bench Model, 1/3 Hp, 110 Volt	SM
ALCECO, OBI, 1-1/4" St, 5-3/4" SH, 4" Throat, Floor Model, Air Act. Mech. Clutch, 1/3 Hp, 110 Volt	SM
ALCECO, OBI, 4-8DT, 8" Throat, 1-1/4" St, Mech. Clutch, 1/3 Hp, 208/230/460 Volt	SM
ALCECO, OBI, 4-12DT, 1-1/4" St, 5-3/4" SH, 12" Throat, Mech. Clutch, On Bench, 1/3 Hp Motor	SM
WHITNEY JENSEN, Kick Press, 24" Deep Throat, Floor Model	SM
ALVA ALLEN, OBI, 1-1/2" St, 7" SH, Mech. Clutch, Floor Standing, 1/2 Hp, 110 Volt	SM
ALVA ALLEN, OBI, 2-3/4" St, 8-3/4" SH, 10" Deep Throat, Floor Standing, 3/4 Hp, 550 Volt	SM
ALCECO, OBI, 1-1/2" St, 6" SH, Mech. Clutch, Mounted On Steel Bench, 1 Hp, 550 Volt	SM
ALCECO, OBI, 12" Deep Throat, 1-3/4" St, 6-3/4" SH, Mech. Clutch, 1 Hp, 550 Volt	SM
ALVA ALLEN, OBI, 1-3/4" St, 8" SH, Mech. Clutch, Floor Standing, 3/4 Hp, 550 Volt	SM
BLOW, OBI, 2" St, 7-3/4" SH, Mech. Clutch, 1 Hp, 550 Volt	SM
NIAGARA, OBI, 2" St, 8-3/4" SH, Air Act. Mech. Clutch, Palms, Foot Pedal	SM
YOSHINO, HIGH SPEED, 1/4" Stroke, Air Clutch, 575 Volt, Palms, Safety Control	SM
BROWN BOGGS, OBI, 2-1/2" St, 6-3/4" SH, Air Act Mech Clutch, 2 Hp, 550 Volt	SM
BROWN BOGGS, OBI, 2-1/2" St, 9" SH Over Bed, Mechanical Clutch, 2 Hp, 550 Volt	SM
BROWN BOGGS, OBI, 2-1/2" St, 6-3/4" SH, Air Act Mech Clutch, 2 Hp, 550 Volt	SM
BROWN BOGGS, OBI, 6" St, 9-3/4" SH, Air Act Mech Clutch, 3 Hp, 550 Volt	SM
BROWN BOGGS, OBI, 2-1/2" St, 10-1/4" SH, Mech. Clutch, 3 Hp, 550 Volt	SM
ALCECO, OBI, 3" St, 10" SH, 28" x 18" Bed, Mech. Clutch, 3 Hp, 550 Volt	SM
BROWN BOGGS, 17.5 LJA, 5" str. Air clutch, light curtains, 86 SPM, Pre-owned	WM
SEYI SN1-66S, new	WM
SEYI SN1-121, new	WM

PRESS BRAKES

ELECTRIC CNC PRESS BRAKE (NEW) - COASTONE (MADE IN FINLAND SINCE 2004), NEW	SM	
ELECTRIC CNC 2 D GRAPHIC CONTROLS, 34" X 25 TON TO 13 FT X 165 TON, 3 AXIS TO 7	EMP	
AXIS LASER GUARDS, SERVO DRIVE BALL SCREWS TO RAM WITH ENCODERS, CNC	EMP	
RAM CROWNING (STANDARD ON ALL MACHINES OVER 6 FT, 550 VOLT, PSR READY, TRAINING & INSTALLATION	EMP	
BOLSTER For Press Brake - 12' L x 2-1/2" H x 3" W, 1/2" Top Slot c/w Grub screws, Tang On Bottom	SM	
40 ton x 4'	MITSUBISHI, Servo Electric Press Brake	EMP
65 ton x 8'	PIRANHA- ALLSTEEL, Hydraulic, machined for Angles, Pre-owned	WM
110 ton x 8'	Durma, Pre-owned 8' x 110 Ton Hydraulic Press Brake	EMP
140 ton x 8'	Wysong, 7 axis CNC, Pre-owned	WM
148 ton x 10'	EMPRO Hydraulic Press Brake	EMP
110 ton x 10'	SAFAN E-Brake, new in stock	WM
110 ton x 10'	DURMA, Pre-owned 8' x 110 Ton Hydraulic Press Brake	EMP
132 ton x 10'	BAYKAL, 5 axis +crowning, tooling, safety lights, stock	WM
140 ton x 10'	SAFAN E-BRAKE ULTRA, New, In Stock	WM
150 ton x 10'	HACO, PPM 30135, 3 Axis, ATL 500 control, Pre-owned	WM
176 ton x 10'	BAYKAL, 7-axis+ crowning, tooling, safety lights, stock	WM
176 ton x 12'	BAYKAL, 5 axis+crowning, tooling, safety laser beams, stock	WM
220 ton x 12'	SAFAN E-BRAKE, new in stock	WM
242 ton x 12'	DURMA, Pre-owned, Hydraulic Press Brake	EMP
242 ton x 14'	SALVAGNINI Pre-owned 14' x 242 Ton Hydralic	EMP



PROMO CODE: Use SM5 for 5% Off

www.WeldersHelper.com

PUNCHING MACHINES

"C" PUNCHES, STRIPPIT & UNIPUNCH- All Sizes - Over 100 - boxes of punches & dies - all sizes	SM
CLINCHING TOOL, NORLOK, Flange Watson, Portable, Air/Oil Booster Unit, 2 Pieces of 14 Gauge, 110 Volt	SM
ROTEX, 8 ton, 18 Stations, Manual Turret Punch, #18C-2.25, 26" Throat, All Punches & Dies,	SM
ROLLS - ANGLE, PLATE & TUBE	
1.5" x 3/16" SAHINLER, Angle Roll, PK-30, New	WM
2" x 1/4" SAHINLER, Angle Roll, HPK-35, new	WM
2" x 1/4" SAHINLER, Angle Roll, HPK-50, new	WM
2" x 1/4" SAHINLER Angle Roll, HPK-65	WM
3" x 1/4" SAHINLER Angle Roll, HPK-80	WM
4" x 3/8" SAHINLER Angle Roll, HPK-100	WM
60" x 14ga EMPRO, STOCK - 60" x 14 GA, Powered Slip Roller - R-0520H	EMP
60" x 10ga EMPRO, STOCK - 60" x 10 GA, Powered Slip Roller - R-0535H	EMP
60" x 10ga EMPRO, STOCK - 50" x 16 GA, Powered Slip Roller - X5016E	EMP
60" x 10ga EMPRO, STOCK - 36" x 22 GA, Powered Slip Roller - R3622E	EMP
60" x 1/4" EMPRO, STOCK- Power Slip Roller - R-0570H	EMP
4" x 16ga TENNSMITH powered Slip Roll, new,	WM
4" X 10ga. SAHINLER Plate Roll	WM
5" x 3/16" SAHINLER Roll	WM
5" x 1/4" SAHINLER, Hydraulic Roll, New	WM
10' x 5/16" SAHINLER, HYDRAULIC, 4 ROLL, Model 4R HS 30-260	WM

SAWS

Band Saw Vertical, KBC, 18" Throat, Blade Welder, Var. Speeds, 23" x 17" Table, 2 Hp, 220/60/1 Volt	SM
Band Saw Vertical, FRIGGI, 20" TH, BLD Welder, Var. Speeds, 27" x 27" TBL, Coolant, 10" Blade Hight	SM
Band Saw HYD-MECH DM-10, 9-3/4" round cap., new, stock	WM
Band Saw HYD-MECH Saw, S20M, 13" cap. round, new, stock	WM
Band Saw HYD-MECH Saw, S20P, 13" cap. round, new, stock	WM
Band Saw HYD-MECH Saw, S20P, "cap. round, Pre-Owned, 2018, stock	WM
Band Saw HYD-MECH Saw, S20A, automatic feed, 13" cap., new, stock	WM
Band Saw HYD-MECH Saw, S23A, automatic feed,, new in stock	WM
Band Saw BAXTER, Modell 280 M, Swivel head, 9" x 16" capacity, Pre-Owned	WM
Band Saw DOALL, Model C916S, Swivel base, 9" x 16" capacity, Pre-owned	WM
BAND SAW, Vertical, T-JAW, Md 700D, 28" Thrt, 29" x 27" Table, Blade Welder & Grinder, 2 Hp, 550 Volt	SM
Band Saw 1600 -ELLIS Bandsaw, 10" Round @ 90 degrees, STOCK	EMP
Band Saw ELLIS, Model 1800, Mitering Bandsaw, STOCK	EMP
Band Saw Model 2000 Mitering Bandsaw - STOCK	EMP
Radial Arm Saw DEWALT, 18" Carbide Tipped Blade, 26" Travel, 5 Hp Motor, 575 Volt Cold Saw	SM
COLD SAW DELTA, 10" Blade, Aluminium, Drip Coolant, 48" Infeed/Outfeed Extensions, 5 Hp Motor, 575 Volt	SM
Cold Saw ELUMATEC High Speed Saw, 15" blade, for aluminum	WM
Cold Saw SOCO, 11" blade, manual, new, stock	WM
Cold Saw SOCO, 12-1/2" blade, manual, new, stock	WM
Cold Saw SOCO, 14- 1/2" blade, manual, New, Stock	WM
Cold Saw SOCO, 14-1/2" blade, fully automatic CNC, new, stock	WM
Cold Saw MEP, 14" Blade, Tiger 350 SX, Semi Automatic,, Pre-Owned.	WM
Cold Saw SOCO, Automatic, Model 350 FA, 4" Cap., Pre-Owned	WM
Cold Saw HYD-MECH Cold Saw, 370-2CNC, Fully Automatic, 12 Hp., 2017, Pre-owned	WM
ROLL-IN, Vertical Bandsaw, BAXTER, 115B, 10" x 13" Capacity, 18" x 30" Table, 3/4 Hp Motor, 110 Volt	SM
ROLL-IN, Vertical Bandsaw, E.R. MAIER, KM1012, 10" x 12" Capacity, 18" x 30" Table, 1 Hp Motor, 110 Volt (3)	SM
ROLL-IN, Vertical Bandsaw, VERTICUT, 115B, 10" x 13" Capacity, 18" x 30" Table, 3/4 Hp Motor, 110 Volt	SM
Vertical Saw HYD-MECH, V18, 45 Degree tilt L & R, Pre-Owned	WM
Vertical Saw GROB, Model 4V-18, 18" throat, Balde Welder, 2 HP. Pre-owned,	WM
Vertical Saw DOALL, Model 3613-20, 36" throat, 3 HP., Blade Welder, Pre-owned	WM

WEARERS

4' x 10 ga SAMPSON, Hydraulic Shear, New, Stock	WM
3' x 16 ga TENNSMITH, Foot Shear, New, In Stock	WM
36" x 16 ga BROWN BOGGS, Manual Gap Shear, 18" Throat, Foot Pedal	SM
4' x 16 ga TENNSMITH, Foot Shear, New, In Stock	WM
4' x 16 ga TENNSMITH Pneumatic Shear, new, stock	WM
4' x 16 ga TENNSMITH Hydraulic Shear, new, stock	WM
4' x 16 ga SAMPSON Foot Shear. Pre-owned	WM
50" x 16 ga EDWARDS, Pneumatic Shear, Pneumatic Foot Pedal, Pneumatic Hold Downs	SM
8" x 10 ga BAYKAL, MGS 2560X 4, mechanical, Power back gauge, Pre-owned	WM
10' x 16 ga SCHECHTL, SMT 3100 - Electro-Mechanical Shear - IN STOCK	EMP
10' x 14 ga TENNSMITH LM1014F, Shear, New	WM
10' x 10ga EMPRO Electro Mechanical Shear, IN STOCK	EMP
10' x 1/4" EMPRO Hydraulic Shear,	EMP
10' x 1/4" BAYKAL Hydraulic Swing Beam Shear, new, stock	WM
10' x 16 ga JOUANEL Electro-Mechanical Shear, IN STOCK	EMP
10' x 14 ga TENNSMITH LM1014F, Shear, New	WM

WEARERS

10' x 10ga EMPRO Electro Mechanical Shear, IN STOCK	EMP
10' x 1/4" EMPRO Hydraulic Shear,	EMP
10' x 1/4" BAYKAL Hydraulic Swing Beam Shear, new, stock	WM
10' x 16 ga JOUANEL Electro-Mechanical Shear, IN STOCK	EMP
10' x 14 ga TENNSMITH LM1014F, Shear, New	WM
10' x 1/4" EMPRO Hydraulic Shear	EMP
10' x 1/4" BAYKAL Hydraulic Swing Beam Shear, new, stock	WM
10' x 1/4" Haco, Hydraulic, Model TS 3006, Mot. Back Gauge, 110" Squaring Arm, Pre-owned	WM
10' x 3/8" BAYKAL Hydraulic, CNC, Guillotine Shear, 2021, Rear Sheet Support, pre-owned, stock	WM
10' x 1/2" BAYKAL Hydraulic Shear, MGH 3113, new, stock	WM
52" x 14 ga SAMPSON, Hydraulic, 40 SPM, Single/Continuous, Electric Foot Pedal, 3 Hp, 550 Volt	SM
52" x 14 ga EMPRO Hydraulic Shears, H5214- 220/1, 220/3, & 575/3 Phase	EMP
60" x 14 ga EMPRO, Model H6014 - 60" x 14 Ga Hydraulic Shears	EMP

SHEET METAL EQUIPMENT

FLAGLER 20ga. Pittsburg Machine, new, stock	WM
FLAGLER 24ga. Junior Pittsburg Machine, new, stock	WM
VICON S and Drive cleat rollformer, with pittsburg rolls and 4-1 rolls and slitter, NEW	WM
VICON 20ga., Snap Lock Button Punch, new stock	WM
LOCKFORMER Band Saw, Model 24S, Pre-owned	WM
LOCKFORMER 20 Ga. Pittsburgh and Drive cleat Rolls, Pre-owned	WM
ROPER WHITNEY Pexto, Model 3617 Swager, 18Ga. Pre-owned	WM
Pipe Groover Seamer, 48" motorized, Pre-owned	WM
BROWN BOGGS 30" Barfolder, Model 22A30, Pre-owned	WM
MORLIN 24Ga. Lockforming machine "Porta Pitts", with stand, Pre-owned	WM
ROTEX Manual Turret Punch on stand, 18 stations (2)	WM
EMPRO STOCK - 10 Ga Rotary Machine c/w Hydraulic Top Shaft Control	EMP
EMPRO STOCK - EMT-7R Power Rotary Machine	EMP
EMPRO STOCK - 25, 35, and 50 KVA Spot Welders - STOCK	EMP
BETECH STOCK - Pre-owned Betech Oval Roller - Stock	EMP
LOCKFORMER STOCK - Pre-owned 18 Ga Pittsburgh Rollformer	EMP

TUBE MACHINERY

ADDISON MCKEE Tube End former, Model FM-150ER, 6" Capacity, 2006, Pre-owned	WM
SPIRAL HELIX 3600 Tubeformer	EMP

WELDING EQUIPMENT

Spot Welder 25 KVA, WELDOMATIC, Spot Welder, 18" Throat, Weltronic Decade 5 Control, Air Foot Pedal, 550 Volt	SM
Spot Welder 18 KVA, REX, 14" Arms, Water Cooled Tips, Mech. Treadle, 550 Volt	SM
Spot Welder 15 KVA, WELDOMATIC, 7-1/2" Arms, Water Cooled Tips, Mech. Treadle, 550 Volt	SM
Spot Welder 10 KVA, WELDOMATIC, 12" Arms, Water-Cooled Tips, Mech. Treadle, 550 Volt	SM
Wirefeeder FRONIUS, VR1500, Robotic, 4 Roller Drive, Digital Controlled For 3 rd Axis, New	SM
SAND BLAST CABINET Pre-Owned, Model P-3636-6, Pressure Dry Blast Cabinet	EMP

MISCELLANEOUS EQUIPMENT

Air Compressor - 10 HP, 80 Gallon Horizontal Tank, Two Stage Piston Vee Head, 550 Volt	SM
Air Compressor - 15 HP, 120 Gallon Hor. Tank, Two Stage Piston Vee Head, 550 Volt	SM
ROPPER WHITNEY - Rotary Turning, 24ga., Pre-owned	WM
SPIRAL HELIX - 5" - 5", Gorelocker Sport Plus	EMP

ANGLE/CHANNEL/FLAT/ROUNDS/SQUARES/EXP METAL/ PLATE

78 pcs Angle 2 x 2 x 3/8 x 14' -3"	SALIT STEEL
13 pcs Angle 5 x 5 x 3/8 x 14.25"	SALIT STEEL
144 pcs Channel - 4 x 5.4 x 4.583'	SALIT STEEL
2 tons Flat Bar 1/4 x 2 3/4 x 20'	SALIT STEEL
2 tons Flat Bar - 1/4 x 4 1/2 x 20'	SALIT STEEL
2 tons Flat Bar 5/16 x 2 1/2 x 20'	SALIT STEEL
5 tons Flat Bar 5/16 x 3 x 20'	SALIT STEEL
3 tons Flat Bar 5/16 x 3 1/2 x 20'	SALIT STEEL
1 ton Flat Bar 3/8 x 2 1/4 x 20'	SALIT STEEL
1 ton Flat Bar 5/8 x 2 x 20' - no MTR's	SALIT STEEL
1 tons Flat Bar 1/2 x 2 3/4 x 20'	SALIT STEEL
2 tons Flat Bar 5/8 x 1 x 20'	SALIT STEEL
2 tons Flat Bar 5/8 x 1 1/4 x 20'	SALIT STEEL
2 tons Flat Bar 1 x 7 x 20'	SALIT STEEL
2 tons Flat Bar 1 1/4 x 5 x 20'	SALIT STEEL

IMPROVING YOUR PRODUCTIVITY IS JUST ONE PHONE CALL AWAY!



CY2D LM/PR3015 FIBER LASER SYSTEM

- Load/unload automation options available
- Custom table sizes up to 43' long available
- Optional Bevel head available
- Optional CY-FASTMARK high-speed marking
- Fiber generators up to 20kw available
- User Friendly Controller

CY2D S3015 FIBER LASER SYSTEM

- Compact design
- EVO III advanced cutting head
- VEGA & VORTEX cut technology for best cut results
- Excellent Warranty
- Local service available
- On-Site Training



PUMA XL CNC HYDRAULIC PRESS BRAKE

- Tonnage from 40-2000 tons available
- Back gauges options 4, 5 or 6 axis
- Motorized crowning
- Standard Euro/American tool holders
- 4 way V-Die
- High end Delem or ESA controllers
- Linear guided front support
- Special Bending solutions such as tandem etc.

DDM-SERVO ELECTRIC PRESS BRAKE

- Bending capacity 40-200 tons
- Bending length 1530-4000mm
- Up to 30% FASTER and up to 50% energy savings
- Less maintenance compared to hydraulic
- Quick - more parts per shift
- Great repeatability
- User friendly and very quiet
- ESA or Delem controllers available



ACCU-KUT PLASMA

- Standard table width's are 6', 8', or 10'
- Standard table lengths 12', 24', 36', up to 48'
- robo-kut bevel head available
- Optional tube-kut
- Latest Hypertherm - SureCut™ technology
- "self cleaning" table option
- Pull out tray option
- aks digital camera option

AKS DURAKUT GANTRY PLASMA

- Gantry style machine for heavier applications (up to 22' wide and 200' long)
- Dual plasma system available
- Oxy torch cutting (multiple torches)
- Water or downdraft table
- Self cleaning table available
- Optional bevel head (robokut)
- Latest in Hypertherm XPR or HPR technology

ASK US ABOUT OUR COMPLETE LINE OF MAINTENANCE & CONSUMABLE PRODUCTS

1.866.995.9910



Fabricating Machinery Solutions Inc. +

www.fmscanada.ca

ANGLE/CHANNEL/FLAT/ROUNDS/SQUARES/EXP METAL/ PLATE			TUBE AND PIPE		
32 pcs	Round Bar - 1 3/8" rds x 15'	SALIT STEEL	14 pcs	8" od x .375 x 48' - Painted Black	SALIT STEEL
3 pcs	Plate - 2" x 96 x 240 - 50W	SALIT STEEL	1 pcs	9 5/8" od x .250 wall x .42'	SALIT STEEL
9 pcs	1" - 12F Expanded Metal 48 x 96	SALIT STEEL	2 pcs	10" od x .625 x 22.417' - A500C	SALIT STEEL
PIPE			1 pcs	10" od x .625 x 19.25' - A500C	SALIT STEEL
194 pcs	1 1/4" sch 40 x 21' A53B, Threaded and Coupled	SALIT STEEL	14 pcs	2 1/2 x 2 1/2 x .238 x 24' - Flash Removed	SALIT STEEL
132 pcs	1 1/2" sch 40 x 21' - A53B, Threaded and Coupled	SALIT STEEL	8 pcs	8 x 3 x .250 x 48' - rusty, no MTR's	SALIT STEEL
TUBE AND PIPE			33 pcs	8 x 3 x .375 x 24' - rusty, no MTR's	SALIT STEEL
65 pcs	1 1/2" od x .120 wall x 24' - Pickled and Oiled	SALIT STEEL	9 pcs	8 x 3 x .500 x 24' - rusty, no MTR's	SALIT STEEL
300 pcs	1 x 1 x .083 x 24' - Pickled and Oiled	SALIT STEEL	1 pcs	8 x 6 x .500 x 30' - rusty, no MTR's	SALIT STEEL
15 pcs	2 x 2 x .250 x 7.667' - A500C	SALIT STEEL	3 pcs	8 x 8 x .500 x 48' - rusty, no MTR's	SALIT STEEL
12 pcs	5 x 5 x .250 x 10' - 50WC - Rusty	SALIT STEEL	1 pcs	8 x 8 x .500 x 45' - rusty, no MTR's	SALIT STEEL
5 pcs	5 x 5 x .250 x 12.5' - 50WC - Rusty	SALIT STEEL	1 pcs	10 x 10 x .625 x 55' - 50W Class C	SALIT STEEL
6 pcs	5 x 5 x .375 x 12.5' - 50WC - Rusty	SALIT STEEL	20 pcs	12 x 8 x .250 x 55.667' - A500C	SALIT STEEL
39 pcs	4" od x .313 x 44.167' - A500C	SALIT STEEL	7 pcs	12 x 12 x .250 x 43' - 50W C	SALIT STEEL
39 pcs	4" od x .313 x 6.27' - A500C	SALIT STEEL	1 pcs	14 x 4 x .375 x 48' - A500C	SALIT STEEL
35 pcs	4 1/2" od x .375 x 22.25' - A500C - no stencil	SALIT STEEL	1 pcs	14 x 14 x .375 x 20' A500C	SALIT STEEL
9 pcs	8 5/8" od x .188 x 42' - Painted Black	SALIT STEEL	1 pcs	14 x 14 x .500 x 50' - A500C	SALIT STEEL
22 pcs	8 5/8" od x .250 x 48' - Painted Black	SALIT STEEL	1 pcs	16 x 8 x .313 x 21.167	SALIT STEEL
			1 pcs	16 x 12 x .313 x 27.083' A500C	SALIT STEEL
			1 pcs	16 x 12 x .500 x 34' - A500C	SALIT STEEL
			1 pcs	16 x 12 x .500 x 34' - A500C	SALIT STEEL

SALIT STEEL

SALIT GROUP OF COMPANIES

www.salitsteel.com

Salit Steel is made up of an integrated network of companies and partners that together provide a full range of solutions through our Service Centre and Rebar Fabrication Division. With operations in Ontario, Quebec and Western Canada, we are passionate about delivering outstanding service and value.



Reinforcing Steel Products



LOCATIONS TO SERVE YOU:

HEAD OFFICE NIAGARA
 7771 Stanley Ave., P.O. Box 837,
 Niagara Falls, ON L2E 6V6
 Head Office: 905-354-5691 • Fax: 905-356-0809
 Toll Free: 1-800-263-7110

Salit Steel Welland
 90 Centre St., Welland, ON L3B 5N9
 Ph: 905-735-9993 • Fax: 905-735-3955
 Toll Free: 1-866-924-0837
 Products: Reinforcing Products (Wire & Mesh), Specialty Products (Assembled Rebar), Service Centre
 Services: Fabrication, Warehousing, Delivery, Detailing, Estimating, Cutting, Welding (CWB)

Salit Steel Bowmanville
 222 Baseline Rd., Bowmanville, ON L1C 1A4
 Ph: 905-623-5544 • Fax: 905-623-5564
 Toll Free: 1-866-623-5544
 Products: Reinforcing Products (Rebar & Mesh), Service Centre, Housing
 Services: Fabrication, Painting, Warehousing, Delivery

Salit Steel Burlington
 921 Zelco Drive, Burlington, ON L7L 4Y2
 Ph: 905-333-3975 • Fax: 905-333-4510
 Products: Reinforcing Product (Rebar)
 Services: Fabrication, Warehousing, Delivery

Salit Steel Chatham
 35 Ivan Rd., Chatham-Kent, ON N7M 5J4
 Toll Free: 1-866-434-0067
 Products: Reinforcing Products (Rebar)
 Services: Fabrication, Warehousing, Delivery

Salit Steel Etobicoke
 43 Bethridge Road, Toronto, ON M9W 1M6
 Ph: 416-745-1403 • Fax: 416-745-1227
 Products: Reinforcing Products (Rebar), Modular Rebar
 Services: Fabrication, Warehousing, Delivery, Installation

Salit Steel Concord
 300 Connie Crescent, Concord, ON L4K 5W6
 Ph: 4905-354-5691 • Toll Free: 1-800-263-7110
 Products: Reinforcing Products (Rebar)
 Services: Fabrication, Warehousing, Delivery

Salit Steel Fort Erie
 411 Central Avenue, Fort Erie, ON L2E 6X8
 Ph: 905-735-9993 • Fax: 905-991-9884
 Toll Free: 1-866-924-0837
 Products: Reinforcing Products (Rebar, Mesh, and Wire)
 Services: Assembly, Rebar Fabrication, Warehousing, Delivery

Same Day Pick-Up or Next Day Delivery



STEEL MARKETPLACE
 12 - 111 Fourth Ave., Suite #351 St. Catharines, ON L2S 3P5
 Phone: 905-685-4766
 Email: info@steelmarketplace.com
 Website: www.steelmarketplace.com

Published Monthly & Distributed Across Canada

To Advertise Please Call
1-800-263-1440

Publisher: Colin Klein Design & Layout; Peak Imaging

To re-direct, cancel or obtain additional copies, please email your request to: info@steelmarketplace.com

NEXT ISSUE: JULY 2024, CLOSING DATE FOR NEXT ISSUE: JUNE 27, 2024

Steel Marketplace Publications and Logo Copyright © 2024. All rights reserved. No part of this publication may be reproduced without the express permission from the publisher. The publisher assumes no responsibility for statements or claims made by advertisers.

JUNE 2024 ADVERTISERS INDEX

COMPANY	PAGE	COMPANY	PAGE
EMPIRE MACHINERY	FC	Salit Steel	15
Fabricating Machinery Solutions (FMS)	13	Punch Tools	10
FMS SLAGHOG	6	Stevens Machinery	7
MC Machinery	3	Tri-County Saw Services Inc.	2
Machine Solutions	4 - 5	Welders Helper	11
Modern Tool	8 - 9	Westway Machinery Ltd.	BC

V-18APC-60

AUTOMATIC VERTICAL BAND SAW

OUR AFFORDABLE, HIGH QUALITY SAWS ARE UNMATCHED
IN PROVIDING THE BEST COST-PER-CUT ON THE MARKET

The V-18APC-60 is a automatic vertical band saw with the ability to miter from 60° left to 60° right. You can choose a left or right side infeed. A 3 degree fixed canted head allows for more efficient cutting and improved blade life when cutting larger beams, structural steel, and bundles of square tubing.

18" X 22" CAPACITY
7.5 HP VFD
1 1/4" BLADE

- AUTOMATIC PROGRAMMABLE MITERING
- FOUR FULL STROKING HYDRAULIC VISES
- AUTOMATIC MULTI-INDEXING
- POWERED MOVEABLE GUIDE ARM



HYDMECH

RELIABLE SAWS. RELIABLE PEOPLE.



WESTWAY MACHINERY

www.westwaymachinery.com | 905-803-9999